

Torque motor 180 in-lb [20 Nm]

Nominal voltage AC/DC 24 V

Control Modulating, Communicative, Hybrid, Cloud



5-year warranty



Technical data

<b>Electrical data</b>	Nominal voltage	AC/DC 24 V
	Nominal voltage frequency	50/60 Hz
	Nominal voltage range	AC 19.2...28.8 V / DC 21.6...28.8 V
	Power consumption in operation	6 W
	Power consumption in rest position	3 W
	Transformer sizing	8 VA
	Connection supply/control	cable 3 ft. [1 m], 6 x 0.5 mm <sup>2</sup>
	Parallel operation	Yes (note the performance data)
	Electrical Connection	18 AWG appliance cable, 1/2" NPT conduit connector plug and RJ45 socket (Ethernet)
	Overload Protection	electronic throughout 0...90° rotation
<b>Data bus communication</b>	Communicative control	Cloud BACnet/IP Modbus TCP
	Number of nodes	BACnet / Modbus see interface description
<b>Functional data</b>	Torque motor	180 in-lb [20 Nm]
	Operating range Y	2...10 V
	Operating range Y note	Hybrid via 2...10 V
	Input impedance	34 kΩ
	Operating range Y variable	0.5...10 V
	Position accuracy	±5%
	Direction of motion motor	selectable with switch 0/1
	Manual override	external push button
	Angle of rotation	90°
	Running Time (Motor)	150 s / 90°
Running time motor variable	70...220 s	

<b>Functional data</b>	Adaptation Setting Range	manual
	Noise level, motor	45 dB(A)
	Position indication	Mechanical, pluggable
<b>Safety data</b>	Protection class IEC/EN	III, Safety Extra-Low Voltage (SELV)
	Power source UL	Class 2 Supply
	Degree of protection IEC/EN	IP54 when using protective cap or protective grommet for RJ45 socket
	Degree of protection NEMA/UL	NEMA 1
	Housing	UL Enclosure Type 1
	EMC	CE according to 2014/30/EU
	Agency Listing	cULus acc. to UL60730-1A/-2-14, CAN/CSA E60730-1:02 CE acc. to 2014/30/EU and 2014/35/EU
	Quality Standard	ISO 9001
	UL 2043 Compliant	Suitable for use in air plenums per Section 300.22(C) of the NEC and Section 602 of the IMC
	Type of action	Type 1
	Rated impulse voltage supply / control	0.8 kV
	Ambient humidity	Max. 95% RH, non-condensing
	Ambient temperature	-22...122°F [-30...50°C]
	Storage temperature	-40...176°F [-40...80°C]
	Servicing	maintenance-free
<b>Weight</b>	Weight	5.2 lb [2.4 kg]
<b>Materials</b>	Housing material	UL94-5VA

**Safety notes**



- The device must not be used outside the specified field of application, especially not in aircraft or in any other airborne means of transport.
- Outdoor application: only possible in case that no (sea) water, snow, ice, insolation or aggressive gases interfere directly with the actuator and that is ensured that the ambient conditions remain at any time within the thresholds according to the data sheet.
- Only authorized specialists may carry out installation. All applicable legal or institutional installation regulations must be complied with during installation.
- The device may only be opened at the manufacturer's site. It does not contain any parts that can be replaced or repaired by the user.
- Cables must not be removed from the device.
- To calculate the torque required, the specifications supplied by the damper manufacturers concerning the cross-section and design, as well as the installation site and ventilation conditions, must be observed.
- The device contains electrical and electronic components and must not be disposed of as household refuse. All locally valid regulations and requirements must be observed.

Product features

**Operating mode** The actuator is controlled via the Cloud, BACnet/IP or Modbus TCP and drives to the position defined by the control signal. Various data points can be written and read via the same interfaces.

Hybrid mode:

The actuator receives its analog control signal from the higher-level controller and moves to the defined position. Using the Cloud, BACnet/IP or Modbus TCP, various data points can be read and, with the exception of the control signal, written.

**Converter for sensors** Connection option for two sensors (passive sensor, active sensor or switching contact). The actuator serves as an analog/digital converter for the transmission of the sensor signal to the higher level system.

**Communication** The configuration can be carried out through the integrated web server (RJ45 connection to the web browser), by communicative means or via the Cloud.

Additional information regarding the integrated web server can be found in the separate documentation.

**"Peer to Peer" connection**

http://belimo.local:8080

The Notebook must be set to "DHCP".

Make sure that only one network connection is active.

**Standard IP address:**

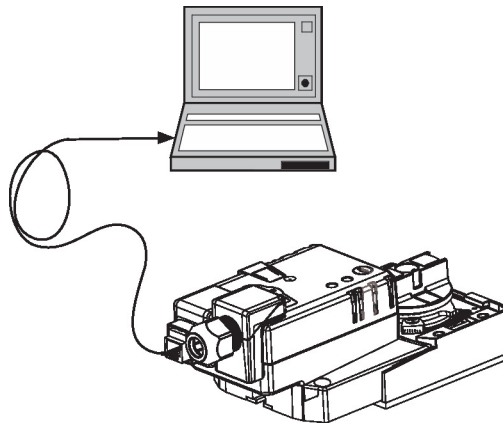
http://192.168.0.10:8080

Static IP address

**Password (read-only):**

User name: «guest»

Password: «guest»



**Control signal inversion** This can be inverted in cases of control with an analogue control signal. The inversion causes the reversal of the standard behavior, i.e. for control signal 0%, the actuator is opened to max and for control signal 100%, the actuator is closed.

**Simple direct mounting** Simple direct mounting on the damper shaft with a universal shaft clamp, supplied with an anti-rotation mechanism to prevent the actuator from rotating.

**Data recording** The recorded data (integrated data recording for 13 months) can be used for analytical purposes.

Download csv files via web browser.

**Manual override** Manual override with push-button possible (the gear train is disengaged for as long as the button is pressed or remains locked).

**Adjustable angle of rotation** Adjustable angle of rotation with mechanical end stops.

**High functional reliability** The actuator is overload protected, requires no limit switches and automatically stops when the end stop is reached.

**Home position** The first time the supply voltage is switched on, i.e. at the time of commissioning, the actuator carries out an adaptation, which is when the operating range and position feedback adjust themselves to the mechanical setting range.

The actuator then moves into the position defined by the control signal.

**Adaptation and synchronisation** An adaptation can be triggered manually by pressing the "Adaptation" button. Both mechanical end stops are detected during the adaptation (entire setting range).

The actuator then moves into the position defined by the control signal.

Accessories

Electrical accessories	Description	Type
	Grommet for RJ connection module, Multipack 50 pcs.	Z-STRJ.1
Tools	Description	Type
	Connecting cable 16 ft [5 m], A: RJ11 6/4 ZTH EU, B: 6-pin for connection to service socket	ZK1-GEN
	Service tool, with ZIP-USB function, for configurable and communicative Belimo actuators, VAV controller and HVAC performance devices	ZTH US

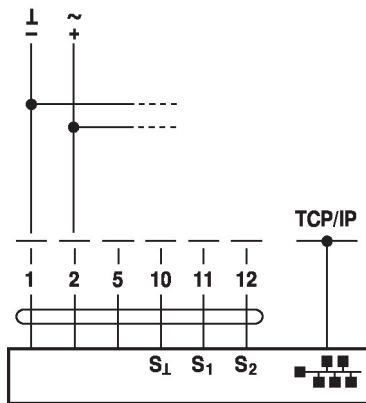
Electrical installation



Supply from isolating transformer.  
Parallel connection of other actuators possible. Observe the performance data.

Wiring diagrams

AC/DC 24 V



**Cable colors:**  
 1 = black  
 2 = red  
 5 = orange  
 10 = yellow-black  
 11 = yellow-pink  
 12 = yellow-grey

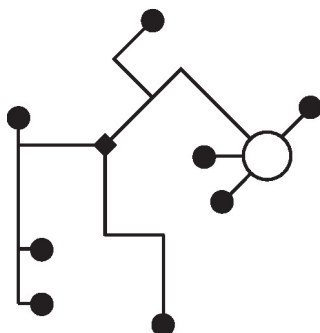
Functions



The connection diagrams shows connections for the first sensor on terminal S1, while the second sensor can be connected identically on terminal S2.  
 Parallel use of different sensor types is permitted.  
 For hybrid operation, S1 is used for the control signal Y and must be configured as an active sensor.

Functions when operated on MP-Bus

MP-Bus Network topology



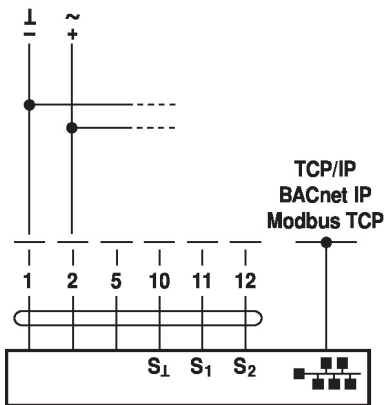
There are no restrictions for the network topology (star, ring, tree or mixed forms are permitted).  
 Supply and communication in one and the same 3-wire cable

- no shielding or twisting necessary
- no terminating resistors required

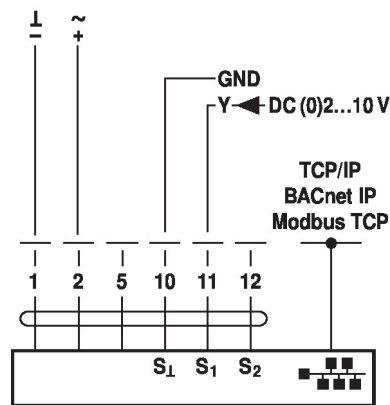
**Functions**

**Functions with specific parameters (configuration necessary)**

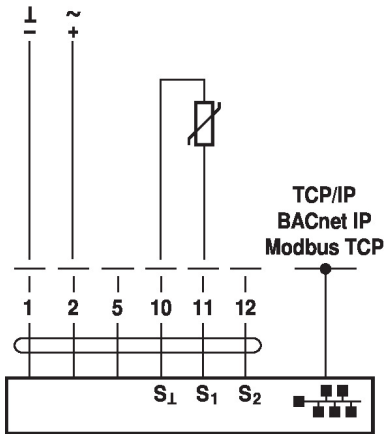
TCP/IP (Cloud) / BACnet/IP / Modbus TCP



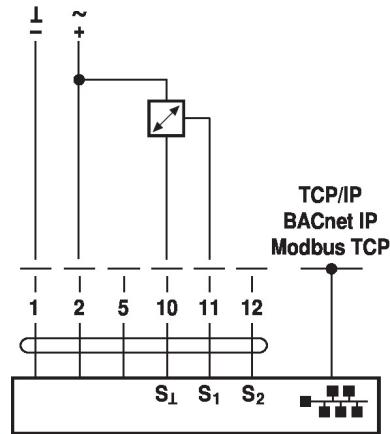
TCP/IP (Cloud) / BACnet/IP / Modbus TCP with analogue setpoint (hybrid operation)



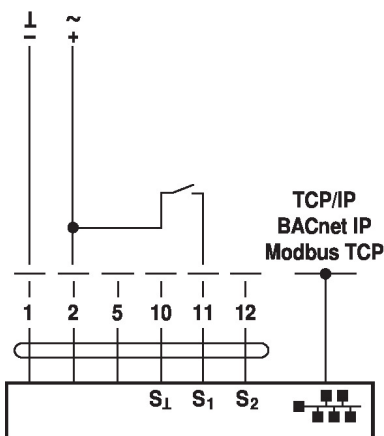
Connection of passive sensors



Connection of active sensors



Switching contact connection



## Dimensions

Ø 1/4" to 3/4" [6 to 20]

□ 5/16" to 3/4" [8 to 26]

