




Bell & Gossett
xylem

Parts list
CP-306E-PL R3



Series e-1532

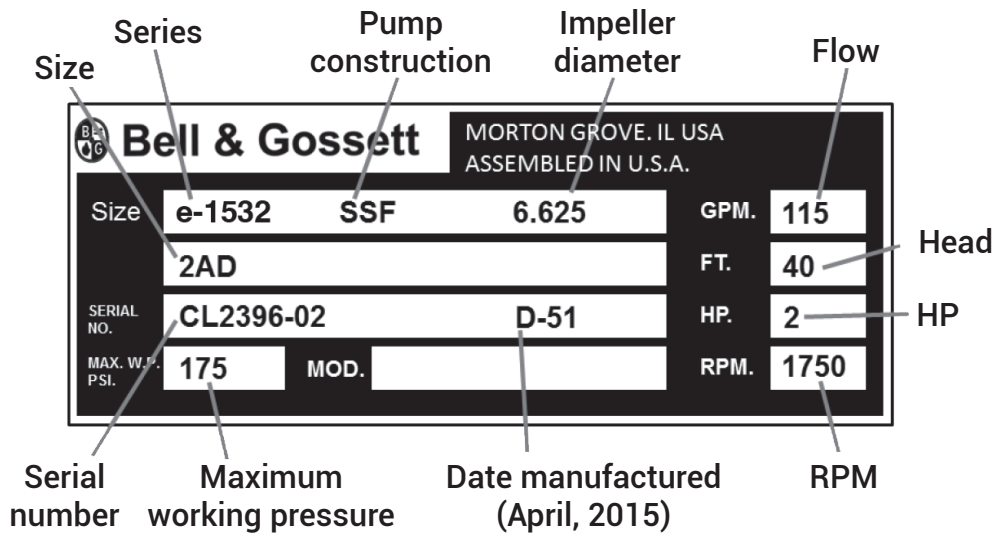
Replacement parts

xylem
Let's Solve Water

Table of contents

Nameplate data	1
Exploded view - standard seal construction	2
Exploded view - optional stuffing box construction	3
Typical motor frame size selection chart	4
Standard configuration (STD, -F)	
1.25AD, 1.5AD, 2AD, 2.5AC, 3AD, 4AD, 5A	5
1.25BC, 1.5BC, 2BD, 2.5BB, 3BD, 4BD, 5BD, 6BD	6
2EB, 3EB, 4EB, 5EB, 6E	7
2GB, 3GB, 4GC, 5GB, 6G, 8GB	8
Stuffing box configuration (-S, -PF)	
1.25AD, 1.5AD, 2AD, 2.5AC, 3AD, 4AD, 5A	9
1.25BC, 1.5BC, 2BD, 2.5BB, 3BD, 4BD, 5BD, 6BD	11
2EB, 3EB, 4EB, 5EB, 6E	13

Nameplate data



The pump nameplate identifies the pump by pipe size, pump construction and impeller diameter as shown above. In this example, the nameplate shows a Series e-1532, size 5GB in stainless steel fitted (SSSF) construction. The impeller diameter is 12.15" and the motor is 50 HP, 1800 RPM synchronous speed. The serial number specifically identifies the pump for future reference.

DO NOT REMOVE THE NAMEPLATE. It is important when ordering replacement parts to furnish complete nameplate data.

The Series e-1532 pump is furnished in either a "Standard Seal" or "Stuffing Box" construction. The "Standard Seal" pump has no seal designation after the size.

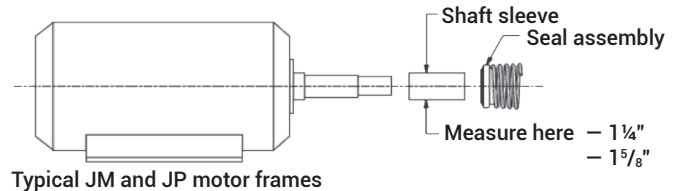
The "Stuffing Box" model has two positive seal configurations:

e-1532-S single seal

e-1532-PF packing rings

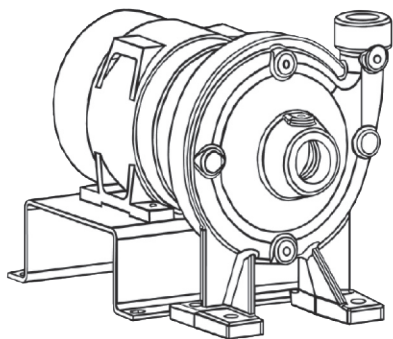
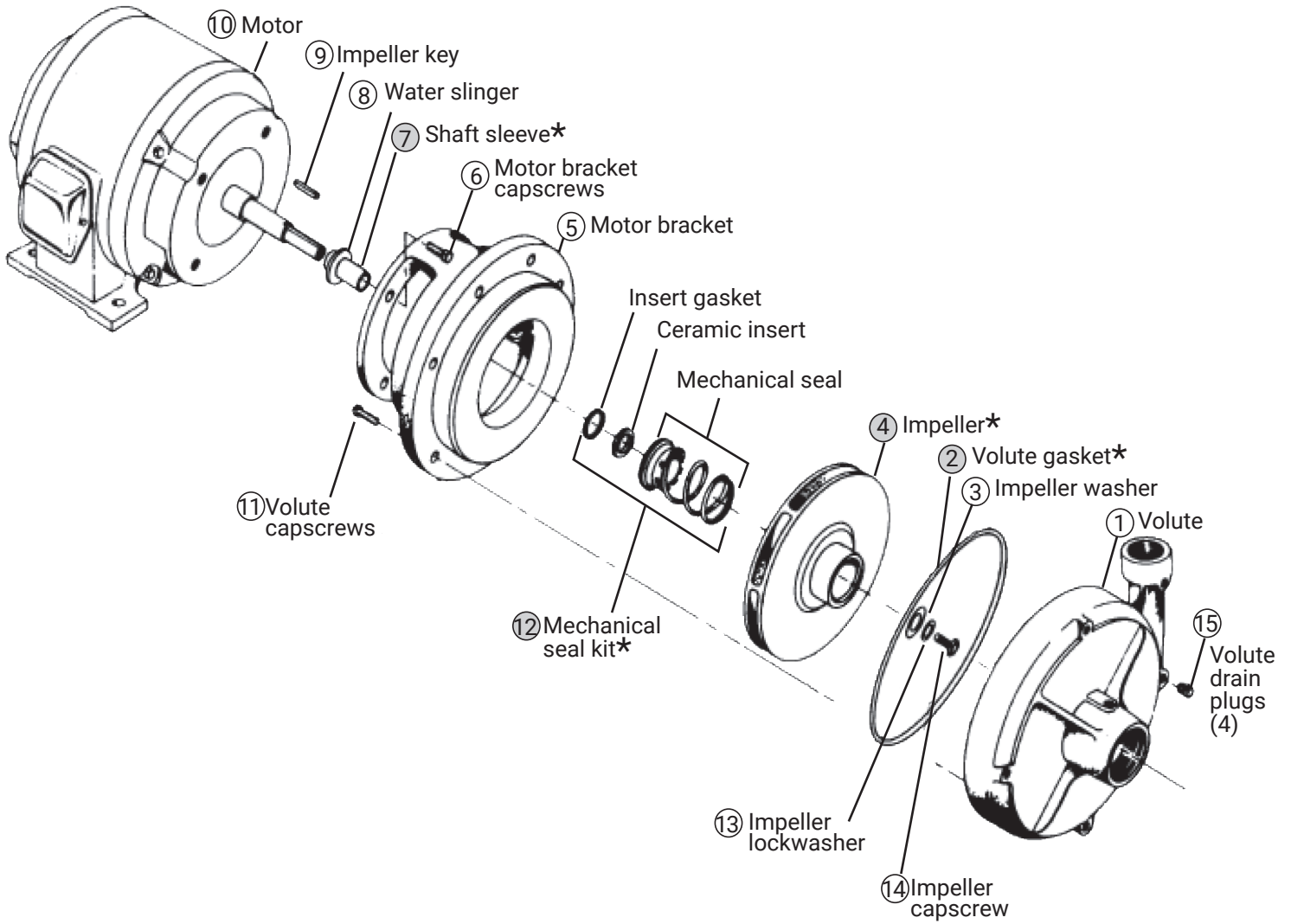
To ensure the correct parts are selected, use the following procedure:

1. Determine from the nameplate the pump size, seal configuration, pump construction and impeller diameter.
2. Measure shaft sleeve diameter at the seal.
3. Refer to index for the page number of the parts breakdown for the specific size pump.
4. Find the proper column in the parts breakdown for the pump construction involved.
5. Select part numbers using the exploded view numbered drawing for identification. Where shaft diameter affects parts selection, use the measurement secured in Step 2.
6. Motor brackets vary with motor frame sizes. Use the motor frame number (found on the motor nameplate) to select the proper motor bracket. Consult the Motor Frame Selection Chart if additional information is needed. Supply complete motor nameplate data when ordering replacement motors.



Series e-1532 pump exploded view

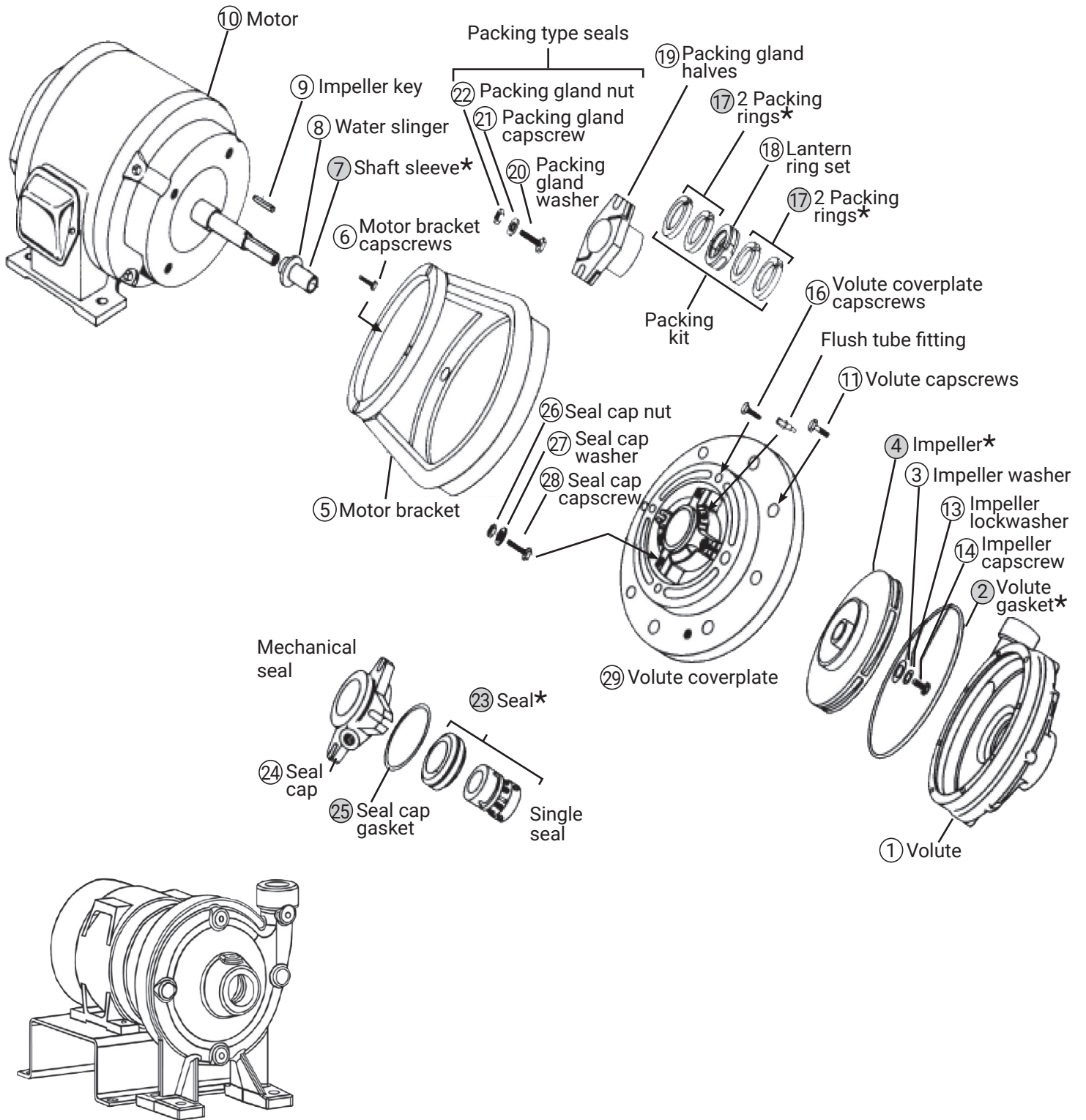
Standard seal construction



* Factory recommended spare parts

Series e-1532 pump exploded view

Optional stuffing box construction



* Factory recommended spare parts

Typical motor frame size selection chart ODP and TEFC

3 Phase motor frame selection

HP	ODP			TEFC		
	3600	1800	1200	3600	1800	1200
0.75	—	—	145	—	—	145
1	—	143	145	—	143	145
1.5	143	145	182	143	145	182
2	145	145	184	145	145	184
3	145	182	213	182	182	213
5	182	184	215	184	184	215
7.5	184	213	254	213	213	254
10	213	215	256	215	215	256
15	215	254	284	254	254	284
20	254	256	286	256	256	286
25	256	284	324	284	284	324
30	284	286	326	286	286	326
40	286	324	—	324	324*	—
50	324	326	—	326	326	—
60	326	—	—	—	—	—

Notes: (a) 1Ph motors are typically one frame size larger than shown.

Item	Description (qty)	1.25AD	1.5AD	2AD	2.5AC	3AD	4AD	5A
Standard configuration (STD, -F)								
1	Volute	P2001617	P2001619	P2001621	P2001623	P2001605	P2001601	P43672
	Volute with stainless steel wear ring	P2002803	P2002806	P2002809	P2002812	P2002815	P2002818	P2002821
	Stainless steel wear ring	P2001179	P2001180	P2001195	P2001181	P2001182	P2001183	P2001645
15	Volute drain plug (4)	P39020	P39020	P39040	P39040	P39040	P39040	P39040
11	Volute capscrew (8)	P40020	P40020	P40020	P40020	P40020	P40020	P40020
2	Volute gasket	P57700	P57700	P57700	P57700	P57700	P57700	P57700
Parts for pumps with 1.25" shaft sleeve diameter at mechanical seal (small bore)								
4	Impeller (state diameter) 7" full diameter	P2000824	P2000840	P2000854	P2000850	P2000858	P2000919	P2001003
14	Impeller capscrew	P52350	P52350	P52350	P52350	P52350	P52350	P52350
13	Impeller lockwasher	J23874	J23874	J23874	J23874	J23874	J23874	J23874
3	Impeller washer	P46390	P46390	P46390	P46390	P46390	P46390	P46390
9	Impeller key	P49369	P49369	P49369	P49369	P49369	P49369	P49369
8	Water slinger	P53550	P53550	P53550	P53550	P53550	P53550	P53550
5	Motor bracket – motor frames 143JM, 145JM, 182JM, 184JM	187260	187260	187260	187260	187260	187260	187260
6	Motor bracket capscrew (4) – motor frames 143JM, 145JM, 182JM, 184JM	P40020	P40020	P40020	P40020	P40020	P40020	P40020
5	Motor bracket – motor frames 213JM, 215JM	187261	187261	187261	187261	187261	187261	187261
6	Motor bracket capscrew (4) – motor frames 213JM, 215JM	K03600	K03600	K03600	K03600	K03600	K03600	K03600
12	Seal kit BUNA / carbon vs ceramic	186862LF	186862LF	186862LF	186862LF	186862LF	186862LF	186862LF
12	Seal kit EPR / carbon vs tungsten carbide	186861LF	186861LF	186861LF	186861LF	186861LF	186861LF	186861LF
12	Seal FKM / carbon vs ceramic	P95503	P95503	P95503	P95503	P95503	P95503	P95503
12	Seal EPR / silicon carbide vs silicon carbide	P75423	P75423	P75423	P75423	P75423	P75423	P75423
7	Shaft sleeve kit	185025	185025	185025	185025	185025	185025	185025
23	*Service kit - small bore	186960	186960	186960	186960	186960	186960	186960
Parts for pumps with 1.625" shaft sleeve diameter at mechanical seal (large bore)								
4	Impeller (state diameter) 7" full diameter	Not available	P2000911	P2001149	P2000909	P2000860	P2000921	P2001005
14	Impeller capscrew		P13800	P13800	P13800	P13800	P13800	P13800
13	Impeller lockwasher		J23875	J23875	J23875	J23875	J23875	J23875
3	Impeller washer		P51250	P51250	P51250	P51250	P51250	P51250
9	Impeller key		P49372	P49372	P49372	P49372	P49372	P49372
8	Water slinger		P53720	P53720	P53720	P53720	P53720	P53720
5	Motor bracket – motor frames 254JM, 256JM		187198	187198	187198	187198	187198	187198
6	Motor bracket stud (4) – motor frames 254JM, 256JM		DJ0479	DJ0479	DJ0479	DJ0479	DJ0479	DJ0479
6	Motor bracket nut (4) – motor frames 254JM, 256JM		F11400	F11400	F11400	F11400	F11400	F11400
5	Motor bracket – motor frames 284JM, 286JM, 324JM, 326JM		187199	187199	187199	187199	187199	187199
6	Motor bracket capscrew (4) – motor frames 284JM, 286JM, 324JM, 326JM		P19490	P19490	P19490	P19490	P19490	P19490
12	Seal kit BUNA / carbon vs ceramic		186543LF	186543LF	186543LF	186543LF	186543LF	186543LF
12	Seal kit EPR / carbon vs tungsten carbide		185225LF	185225LF	185225LF	185225LF	185225LF	185225LF
12	Seal FKM / carbon vs ceramic		P77046	P77046	P77046	P77046	P77046	P77046
12	Seal EPR / silicon carbide vs silicon carbide		P75424	P75424	P75424	P75424	P75424	P75424
7	Shaft sleeve kit		187202	187202	187202	187202	187202	187202
23	*Service kit - large bore		186961	186961	186961	186961	186961	186961

* Service kit contains - seal kit, stainless steel shaft sleeve kit, volute gasket & water slinger

Item	Description (qty)	1.25BC	1.5BC	2BD	2.5BB	3BD	4BD	5BD	6BD
Standard configuration (STD, -F)									
1	Volute	P41620	P41780	P2000842	P42542	P2000826	P2000862	P2000913	P2001162
	Volute with stainless steel wear ring	P2001189	P2001646	P2001650	P2002291	P2000903	P2001196	P2001199	P2002296
	Stainless steel wear ring	P2001184	P2001649	P2001653	P2002294	P2001185	P2001197	P2001202	P2002303
15	Volute drain plug (4)	P39020	P39020	P39020	P39020	P39040	P39040	P39040	P39040
11	Volute capscrew (12) - motor frames 143JM thru 256JM	P03470	P03470	P03470	P03470	P03470	P03470	P03470	P03470
11	Volute capscrew (12) - motor frames 284JM and larger	P54700	P54700	P54700	P54700	P54700	P54700	P54700	P54700
2	Volute gasket	P48690	P48690	P48690	P48690	P48690	P48690	P48690	P48690
Parts for pumps with 1.25" shaft sleeve diameter at mechanical seal (small bore)									
4	Impeller (state diameter) 9.5" full diameter	P2001007	P2001011	P2000844	P2001745	P2000828	P2000864	P2000915	Not available
14	Impeller capscrew	P52350	P52350	P52350	P52350	P52350	P52350	P52350	
13	Impeller lockwasher	J23874	J23874	J23874	J23874	J23874	J23874	J23874	
3	Impeller washer	P46390	P46390	P46390	P46390	P46390	P46390	P46390	
9	Impeller key	P49369	P49369	P49369	P49369	P49369	P49369	P49369	
8	Water slinger	P53550	P53550	P53550	P53550	P53550	P53550	P53550	
5	Motor bracket – motor frames 143JM, 145JM, 182JM, 184JM	187262	187262	187262	187262	187262	187262	187262	
6	Motor bracket capscrew (4) - motor frames 143JM, 145JM, 182JM, 184JM	P40020	P40020	P40020	P40020	P40020	P40020	P40020	
5	Motor bracket – motor frames 213JM, 215JM	187263	187263	187263	187263	187263	187263	187263	
6	Motor bracket capscrew (4) – motor frames 213JM, 215JM	K03600	K03600	K03600	K03600	K03600	K03600	K03600	
12	Seal kit BUNA / carbon vs ceramic	186862LF	186862LF	186862LF	186862LF	186862LF	186862LF	186862LF	
12	Seal kit EPR / carbon vs tungsten carbide	186861LF	186861LF	186861LF	186861LF	186861LF	186861LF	186861LF	
12	Seal FKM / carbon vs ceramic	P95503	P95503	P95503	P95503	P95503	P95503	P95503	
12	Seal EPR / silicon carbide vs silicon carbide	P75423	P75423	P75423	P75423	P75423	P75423	P75423	
7	Shaft sleeve kit	185025	185025	185025	185025	185025	185025	185025	
23	*Service kit - small bore	186960	186960	186960	186960	186960	186960	186960	
Parts for pumps with 1.625" shaft sleeve diameter at mechanical seal (large bore)									
4	Impeller (state diameter) 9.5" full diameter	P2001009	P2001013	P2000846	P2001747	P2000830	P2000866	P2000917	P2000870
14	Impeller capscrew	P13800	P13800	P13800	P13800	P13800	P13800	P13800	P13800
13	Impeller lockwasher	J23875	J23875	J23875	J23875	J23875	J23875	J23875	J23875
3	Impeller washer	P51250	P51250	P51250	P51250	P51250	P51250	P51250	P51250
9	Impeller key	P49372	P49372	P49372	P49372	P49372	P49372	P49372	P49372
8	Water slinger	P53720	P53720	P53720	P53720	P53720	P53720	P53720	P53720
5	Motor bracket – motor frames 254JM, 256JM	187200	187200	187200	187200	187200	187200	187200	187200
6	Motor bracket stud (4) – motor frames 254JM, 256JM	DJ0479	DJ0479	DJ0479	DJ0479	DJ0479	DJ0479	DJ0479	DJ0479
6	Motor bracket nut (4) – motor frames 254JM, 256JM	F11400	F11400	F11400	F11400	F11400	F11400	F11400	F11400
5	Motor bracket – motor frames 284JM, 286JM, 324JM, 326JM	187201	187201	187201	187201	187201	187201	187201	187201
6	Motor bracket capscrew (4) – motor frames 284JM, 286JM, 324JM, 326JM	P19490	P19490	P19490	P19490	P19490	P19490	P19490	P19490
12	Seal kit BUNA / carbon vs ceramic	186543LF	186543LF	186543LF	186543LF	186543LF	186543LF	186543LF	186543LF
12	Seal kit EPR / carbon vs tungsten carbide	185225LF	185225LF	185225LF	185225LF	185225LF	185225LF	185225LF	185225LF
12	Seal FKM / carbon vs ceramic	P77046	P77046	P77046	P77046	P77046	P77046	P77046	P77046
12	Seal EPR / silicon carbide vs silicon carbide	P75424	P75424	P75424	P75424	P75424	P75424	P75424	P75424
7	Shaft sleeve kit	187202	187202	187202	187202	187202	187202	187202	187202
23	*Service kit - large bore	186961	186961	186961	186961	186961	186961	186961	186961

* Service kit contains - seal kit, stainless steel shaft sleeve kit, volute gasket & water slinger

Item	Description (qty)	2EB	3EB	4EB	5EB	6E
Standard configuration (STD, -F)						
1	Volute	P2000872	P2001169	P2000894	P2001144	P43972
	Volute with stainless steel wear ring	P2001659	P2002305	P2001668	P2002314	P2002323
	Stainless steel wear ring	P2001666	P2002312	P2001675	P2002321	P2002329
15	Volute drain plug (4)	P39040	P39040	P39040	P39040	P39040
11	Volute capscrew (16)	P13780	P13780	P13780	P13780	P13780
2	Volute gasket	P80765	P80765	P80765	P80765	P80765
Parts for pumps with 1.25" shaft sleeve diameter at mechanical seal (small bore)						
4	Impeller (state diameter) 11" full diameter	P2000874	P2001171	P2000896	Not available	
14	Impeller capscrew	P52350	P52350	P52350		
13	Impeller lockwasher	J23874	J23874	J23874		
3	Impeller washer	P46390	P46390	P46390		
9	Impeller key	P49369	P49369	P49369		
8	Water slinger	P53550	P53550	P53550		
5	Motor bracket – motor frames 213JM, 215JM	P90532	P90532	P90532		
6	Motor bracket capscrew (4) – motor frames 213JM, 215JM	K03600	K03600	K03600		
12	Seal kit BUNA / carbon vs ceramic	186862LF	186862LF	186862LF		
12	Seal kit EPR / carbon vs tungsten carbide	186861LF	186861LF	186861LF		
12	Seal FKM / carbon vs ceramic	P95503	P95503	P95503		
12	Seal EPR / silicon carbide vs silicon carbide	P75423	P75423	P75423		
7	Shaft sleeve kit	185025	185025	185025		
12	Seal EPR / silicon carbide vs silicon carbide	P75423	P75423	P75423		
7	Shaft sleeve kit	185025	185025	185025		
23	*Service kit - small bore	186960	186960	186960		
Parts for pumps with 1.625" shaft sleeve diameter at mechanical seal (large bore)						
4	Impeller (state diameter) 11" full diameter	P2000876	P2001173	P2000898	P2001146	P2001741
14	Impeller capscrew	P13800	P13800	P13800	P13800	P13800
13	Impeller lockwasher	J23875	J23875	J23875	J23875	J23875
3	Impeller washer	P51250	P51250	P51250	P51250	P51250
9	Impeller key	P49372	P49372	P49372	P49372	P49372
8	Water slinger	P53720	P53720	P53720	P53720	P53720
5	Motor bracket – motor frames 254JM, 256JM	P2002504	P2002504	P2002504	P2002504	P2002504
6	Motor bracket stud (4) – motor frames 254JM, 256JM	DJ0479	DJ0479	DJ0479	DJ0479	DJ0479
6	Motor bracket nut (4) – motor frames 254JM, 256JM	F11400	F11400	F11400	F11400	F11400
5	Motor bracket – motor frames 284JM, 286JM, 324JM, 326JM	P2002506	P2002506	P2002506	P2002506	P2002506
6	Motor bracket stud (4) – motor frames 284JM, 286JM, 324JM, 326JM	P2002540	P2002540	P2002540	P2002540	P2002540
6	Motor bracket nut (4) – motor frames 284JM, 286JM, 324JM, 326JM	P2002541	P2002541	P2002541	P2002541	P2002541
12	Seal kit BUNA / carbon vs ceramic	186543LF	186543LF	186543LF	186543LF	186543LF
12	Seal kit EPR / carbon vs tungsten carbide	185225LF	185225LF	185225LF	185225LF	185225LF
12	Seal FKM / carbon vs ceramic	P77046	P77046	P77046	P77046	P77046
12	Seal EPR / silicon carbide vs silicon carbide	P75424	P75424	P75424	P75424	P75424
7	Shaft sleeve kit	187202	187202	187202	187202	187202
23	*Service kit - large bore	186961	186961	186961	186961	186961

* Service kit contains - seal kit, stainless steel shaft sleeve kit, volute gasket & water slinger

Item	Description (qty)	2GB	3GB	4GC	5GB	6G	8GB
Standard configuration (STD, -F)							
1	Volute	P2000890	P2000886	P2000882	P2001167	P44081	P2001155
	Volute with stainless steel wear ring	P2002339	P2002348	P2001677	P2001204	P2002331	P2001654
	Stainless steel wear ring	P2002346	P2002355	P2001684	P2001207	P2002337	P2001657
15	Volute drain plug (4)	P39040	P39040	P39040	P39040	P39040	P39040
11	Volute capscrew (16)	P13780	P13780	P13780	P13780	P13780	P13780
	Volute cover plate	P51561	P51561	P51561	P51561	P51561	P51561
	Volute cover plate capscrew (8)	DJ0071	DJ0071	DJ0071	DJ0071	DJ0071	DJ0071
2	Volute gasket	P80767	P80767	P80767	P80767	P80767	P80767
Parts for pumps with 1.625" shaft sleeve diameter at mechanical seal (large bore)							
4	Impeller (state diameter) 13.5" full diameter	P2000892	P2000888	P2000884	P2000880	P2001742	P2001157
14	Impeller capscrew	P13800	P13800	P13800	P13800	P13800	P13800
13	Impeller lockwasher	J23875	J23875	J23875	J23875	J23875	J23875
3	Impeller washer	P51250	P51250	P51250	P51250	P51250	P51250
9	Impeller key	P49372	P49372	P49372	P49372	P49372	P49372
8	Water slinger	P53720	P53720	P53720	P53720	P53720	P53720
5	Motor bracket - motor frames 254JM, 256JM	P2002510	P2002510	P2002510	P2002510	P2002510	P2002510
6	Motor stud (4) - motor frames 254JM, 256JM	DJ0479	DJ0479	DJ0479	DJ0479	DJ0479	DJ0479
6	Motor nut (4) - motor frames 254JM, 256JM	F11400	F11400	F11400	F11400	F11400	F11400
5	Motor bracket - motor frames 284JM, 286JM, 324JM, 326JM	P2002512	P2002512	P2002512	P2002512	P2002512	P2002512
6	Motor stud (4) - motor frames 284JM, 286JM, 324JM, 326JM	P2002540	P2002540	P2002540	P2002540	P2002540	P2002540
6	Motor nut (4) - motor frames 284JM, 286JM, 324JM, 326JM	P2002541	P2002541	P2002541	P2002541	P2002541	P2002541
12	Seal kit BUNA / carbon vs ceramic	186543LF	186543LF	186543LF	186543LF	186543LF	186543LF
12	Seal kit EPR / carbon vs tungsten carbide	185225LF	185225LF	185225LF	185225LF	185225LF	185225LF
12	Seal FKM / carbon vs ceramic	P77046	P77046	P77046	P77046	P77046	P77046
12	Seal EPR / silicon carbide vs silicon carbide	P75424	P75424	P75424	P75424	P75424	P75424
7	Shaft sleeve kit	187202	187202	187202	187202	187202	187202
23	*Service kit - large bore	186961	186961	186961	186961	186961	186961

* Service kit contains - seal kit, stainless steel shaft sleeve kit, volute gasket & water slinger

Item	Description (qty)	1.25AD	1.5AD	2AD	2.5AC	3AD	4AD	5A
Standard configuration (-S, -PF)								
1	Volute	P2000822	P2000838	P2000852	P2000848	P2000856	P2000832	P43663
	Volute with stainless steel wear ring	P2000899	P2000900	P2001194	P2000901	P2000902	P2000904	P2001642
	Stainless steel wear ring	P2001179	P2001180	P2001195	P2001181	P2001182	P2001183	P2001645
15	Volute drain plug (4)	P39020	P39020	P39040	P39040	P39040	P39040	P39040
2	Volute gasket	P57700	P57700	P57700	P57700	P57700	P57700	P57700
Parts for pumps with 1.25" shaft sleeve diameter at mechanical seal (small bore)								
11	Volute capscrew (8)	P40020	P40020	P40020	P40020	P40020	P40020	P40020
29	Volute coverplate	P85027	P85027	P85027	P85027	P85027	P85027	P85027
16	Volute coverplate capscrew (4)	P40020	P40020	P40020	P40020	P40020	P40020	P40020
4	Impeller (state diameter) 7" full diameter	P2000824	P2000840	P2000854	P2000850	P2000858	P2000919	P2001003
14	Impeller capscrew	P52350	P52350	P52350	P52350	P52350	P52350	P52350
13	Impeller lockwasher	J23874	J23874	J23874	J23874	J23874	J23874	J23874
3	Impeller washer	P46390	P46390	P46390	P46390	P46390	P46390	P46390
9	Impeller key	P49369	P49369	P49369	P49369	P49369	P49369	P49369
8	Water slinger	P53550	P53550	P53550	P53550	P53550	P53550	P53550
5	Motor bracket – motor frames 143JP, 145JP, 182JP, 184JP	P85023	P85023	P85023	P85023	P85023	P85023	P85023
6	Motor bracket capscrew (4) – motor frames 143JP, 145JP, 182JP, 184JP	P52320	P52320	P52320	P52320	P52320	P52320	P52320
7	Shaft sleeve	P85075	P85075	P85075	P85075	P85075	P85075	P85075
12	Seal FKM / carbon vs ceramic	P95503	P95503	P95503	P95503	P95503	P95503	P95503
12	Seal EPR / silicon carbide vs silicon carbide	P75423	P75423	P75423	P75423	P75423	P75423	P75423
7	Shaft sleeve kit	185025	185025	185025	185025	185025	185025	185025
23	*Service kit - small bore	186960	186960	186960	186960	186960	186960	186960
Mechanical seal for stuffing box configuration (-S) (small bore)								
23	Seal assembly EPR / carbon vs tungsten carbide	P85070	P85070	P85070	P85070	P85070	P85070	P85070
24	Seal cap	P85082	P85082	P85082	P85082	P85082	P85082	P85082
28	Seal cap capscrew (4)	H28100	H28100	H28100	H28100	H28100	H28100	H28100
26	Seal cap nut (4)	P52380	P52380	P52380	P52380	P52380	P52380	P52380
27	Seal cap washer (4)	P10910	P10910	P10910	P10910	P10910	P10910	P10910
25	Seal cap gasket	P85077	P85077	P85077	P85077	P85077	P85077	P85077
Packing for stuffing box configuration (-PF) (small bore)								
17	Packing ring set (4 pieces to each set)	P82070	P82070	P82070	P82070	P82070	P82070	P82070
18	Lantern ring set (2 pieces to each set)	P84985	P84985	P84985	P84985	P84985	P84985	P84985
19	Packing gland halves (2)	P85048	P85048	P85048	P85048	P85048	P85048	P85048
21	Packing gland capscrew (2)	J92052	J92052	J92052	J92052	J92052	J92052	J92052
22	Packing gland nut (2)	J91659	J91659	J91659	J91659	J91659	J91659	J91659
20	Packing gland washer (2)	J91649	J91649	J91649	J91649	J91649	J91649	J91649

Item	Description (qty)	1.25AD	1.5AD	2AD	2.5AC	3AD	4AD	5A
Parts for pumps with 1.625" shaft sleeve diameter at mechanical seal (large bore)								
29	Volute coverplate	Not available	P85035	P85035	P85035	P85035	P85035	P85035
16	Volute coverplate capscrew (8)		DJ0081	DJ0081	DJ0081	DJ0081	DJ0081	DJ0081
4	Impeller (state diameter) 7" full diameter		P2000911	P2001149	P2000909	P2000860	P2000921	P2001005
14	Impeller capscrew		P13800	P13800	P13800	P13800	P13800	P13800
13	Impeller lockwasher		J23875	J23875	J23875	J23875	J23875	J23875
3	Impeller washer		P51250	P51250	P51250	P51250	P51250	P51250
9	Impeller key		P49372	P49372	P49372	P49372	P49372	P49372
8	Water slinger		P77320	P77320	P77320	P77320	P77320	P77320
5	Motor bracket – motor frames 213JP, 215JP, 254JP, 256JP		P85025	P85025	P85025	P85025	P85025	P85025
6	Motor bracket capscrew (4) – motor frames 213JP, 215JP, 254JP, 256JP		K03600	K03600	K03600	K03600	K03600	K03600
5	Motor bracket – motor frames 284JP, 286JP, 324JP, 326JP		P85099	P85099	P85099	P85099	P85099	P85099
6	Motor bracket capscrew (4) – motor frames 284JP, 286JP, 324JP, 326JP		P19490	P19490	P19490	P19490	P19490	P19490
7	Shaft sleeve kit		185022	185022	185022	185022	185022	185022
12	Seal FKM / carbon vs ceramic		P77046	P77046	P77046	P77046	P77046	P77046
12	Seal EPR / silicon carbide vs silicon carbide		P75424	P75424	P75424	P75424	P75424	P75424
7	Shaft sleeve kit		187202	187202	187202	187202	187202	187202
23	*Service kit - large bore	186961	186961	186961	186961	186961	186961	
Mechanical seal for stuffing box configuration (-S) (large bore)								
23	Seal assembly EPR / carbon vs tungsten carbide	Not available	185050LF	185050LF	185050LF	185050LF	185050LF	185050LF
24	Seal cap		P85086	P85086	P85086	P85086	P85086	P85086
28	Seal cap capscrew (4)		H28100	H28100	H28100	H28100	H28100	H28100
26	Seal cap nut (4)		P52380	P52380	P52380	P52380	P52380	P52380
27	Seal cap washer (4)		P10910	P10910	P10910	P10910	P10910	P10910
25	Seal cap gasket		P85078	P85078	P85078	P85078	P85078	P85078
Packing for Stuffing Box Configuration (-PF) (Large Bore)								
17	Packing ring set (4 pieces to each set)	Not available	P82072	P82072	P82072	P82072	P82072	P82072
18	Lantern ring set (2 pieces to each set)		P84986	P84986	P84986	P84986	P84986	P84986
19	Packing gland halves (2)		P85050	P85050	P85050	P85050	P85050	P85050
21	Packing gland capscrew (2)		J92052	J92052	J92052	J92052	J92052	J92052
22	Packing gland nut (2)		J91659	J91659	J91659	J91659	J91659	J91659
20	Packing gland washer (2)		J91649	J91649	J91649	J91649	J91649	J91649

* Service kit contains - seal kit, stainless steel shaft sleeve kit, volute gasket & water slinger

Item	Description (qty)	1.25BC	1.5BC	2BD	2.5BB	3BD	4BD	5BD	6BD
Standard configuration (-S, -PF)									
1	Volute	P41620	P41780	P2000842	P42542	P2000826	P2000862	P2000913	P2001162
	Volute with stainless steel wear ring	P2001189	P2001646	P2001650	P2002291	P2000903	P2001196	P2001199	P2002296
	Stainless steel wear ring	P2001184	P2001649	P2001653	P2002294	P2001185	P2001197	P2001202	P2002303
15	Volute drain plug (4)	P39020	P39020	P39020	P39020	P39040	P39040	P39040	P39040
11	Volute capscrew (12) for frame sizes thru 256JP	P03470	P03470	P03470	P03470	P03470	P03470	P03470	P03470
11	Volute capscrew (12) for frame sizes 284JP and larger	P54700	P54700	P54700	P54700	P54700	P54700	P54700	P54700
2	Volute gasket	P48690	P48690	P48690	P48690	P48690	P48690	P48690	P48690
Parts for pumps with 1.25" shaft sleeve diameter at mechanical seal (small bore)									
29	Volute coverplate	P85031	P85031	P85031	P85031	P85031	Not available		
16	Volute coverplate capscrew (4)	P40020	P40020	P40020	P40020	P40020			
4	Impeller (state diameter) 9.5" Full diameter	P2001007	P2001011	P2000844	P2001745	P2000828			
14	Impeller capscrew	P52350	P52350	P52350	P52350	P52350			
13	Impeller lockwasher	J23874	J23874	J23874	J23874	J23874			
3	Impeller washer	P46390	P46390	P46390	P46390	P46390			
9	Impeller key	P49369	P49369	P49369	P49369	P49369			
8	Water slinger	P53550	P53550	P53550	P53550	P53550			
5	Motor bracket – motor frames 143JP, 145JP, 182JP, 184JP	P85023	P85023	P85023	P85023	P85023			
6	Motor bracket capscrew for above (4)	P52320	P52320	P52320	P52320	P52320			
7	Shaft sleeve	P85075	P85075	P85075	P85075	P85075			
12	Seal kit EPR / carbon vs tungsten carbide	186861LF	186861LF	186861LF	186861LF	186861LF			
12	Seal FKM / carbon vs ceramic	P95503	P95503	P95503	P95503	P95503			
12	Seal EPR / silicon carbide vs silicon carbide	P75423	P75423	P75423	P75423	P75423			
7	Shaft sleeve kit	185025	185025	185025	185025	185025			
23	*Service kit - small bore	186960	186960	186960	186960	186960			
Mechanical seal for stuffing box configuration (-S) (small bore)									
23	Seal assembly EPR / carbon vs tungsten carbide	P85070	P85070	P85070	P85070	P85070	Not available		
24	Seal cap	P85082	P85082	P85082	P85082	P85082			
28	Seal cap capscrew (4)	H28100	H28100	H28100	H28100	H28100			
26	Seal cap nut (4)	P52380	P52380	P52380	P52380	P52380			
27	Seal cap washer (4)	P10910	P10910	P10910	P10910	P10910			
25	Seal cap gasket	P85077	P85077	P85077	P85077	P85077			
Packing for stuffing box configuration (-PF) (small bore)									
17	Packing ring set (4 pieces to each set)	P82070	P82070	P82070	P82070	P82070	Not available		
18	Lantern ring set (2 pieces to each set)	P84985	P84985	P84985	P84985	P84985			
19	Packing gland halves (2)	P85048	P85048	P85048	P85048	P85048			
21	Packing gland capscrew (2)	J92052	J92052	J92052	J92052	J92052			
22	Packing gland nut (2)	J91659	J91659	J91659	J91659	J91659			
20	Packing gland washer (2)	J91649	J91649	J91649	J91649	J91649			

Item	Description (qty)	1.25BC	1.5BC	2BD	2.5BB	3BD	4BD	5BD	6BD
Parts for pumps with 1.625" shaft sleeve diameter at mechanical seal (large bore)									
29	Volute coverplate	P85039	P85039	P85039	P85039	P85039	P85039	P85039	P85039
16	Volute coverplate capscrew (8)	P52320	P52320	P52320	P52320	P52320	P52320	P52320	P52320
4	Impeller (state diameter) 9.5" full diameter	P2001009	P2001013	P2000846	P2001747	P2000830	P2000866	P2000917	P2000870
14	Impeller capscrew	P13800	P13800	P13800	P13800	P13800	P13800	P13800	P13800
13	Impeller lockwasher	J23875	J23875	J23875	J23875	J23875	J23875	J23875	J23875
3	Impeller washer	P51250	P51250	P51250	P51250	P51250	P51250	P51250	P51250
9	Impeller key	P49372	P49372	P49372	P49372	P49372	P49372	P49372	P49372
8	Water slinger	P77320	P77320	P77320	P77320	P77320	P77320	P77320	P77320
5	Motor bracket – motor frames 213JP, 215JP, 254JP, 256JP	P85025	P85025	P85025	P85025	P85025	P85025	P85025	P85025
6	Motor bracket capscrew for above (4)	K03600	K03600	K03600	K03600	K03600	K03600	K03600	K03600
5	Motor bracket – motor frames 284JP, 286JP, 324JP, 326JP	P85099	P85099	P85099	P85099	P85099	P85099	P85099	P85099
6	Motor bracket capscrew for above (4)	P19490	P19490	P19490	P19490	P19490	P19490	P19490	P19490
7	Shaft sleeve kit	185022	185022	185022	185022	185022	185022	185022	185022
12	Seal FKM / carbon vs ceramic	P77046	P77046	P77046	P77046	P77046	P77046	P77046	P77046
12	Seal EPR / silicon carbide vs silicon carbide	P75424	P75424	P75424	P75424	P75424	P75424	P75424	P75424
7	Shaft sleeve kit	185022	185022	185022	185022	185022	185022	185022	185022
23	*Service kit - large bore	186961	186961	186961	186961	186961			
Mechanical seal for stuffing box configuration (-S) (large bore)									
23	Seal assembly EPR / carbon vs tungsten carbide	185050LF	185050LF	185050LF	185050LF	185050LF	185050LF	185050LF	185050LF
24	Seal cap	P85086	P85086	P85086	P85086	P85086	P85086	P85086	P85086
28	Seal cap capscrew (4)	H28100	H28100	H28100	H28100	H28100	H28100	H28100	H28100
26	Seal cap nut (4)	P52380	P52380	P52380	P52380	P52380	P52380	P52380	P52380
27	Seal cap washer (4)	P10910	P10910	P10910	P10910	P10910	P10910	P10910	P10910
25	Seal cap gasket	P85078	P85078	P85078	P85078	P85078	P85078	P85078	P85078
Packing for stuffing box configuration (-PF) (large bore)									
17	Packing ring set (4 pieces to each set)	P82072	P82072	P82072	P82072	P82072	P82072	P82072	P82072
18	Lantern ring set (2 pieces to each set)	P84986	P84986	P84986	P84986	P84986	P84986	P84986	P84986
19	Packing gland halves (2)	P85050	P85050	P85050	P85050	P85050	P85050	P85050	P85050
21	Packing gland capscrew (2)	J92052	J92052	J92052	J92052	J92052	J92052	J92052	J92052
22	Packing gland nut (2)	J91659	J91659	J91659	J91659	J91659	J91659	J91659	J91659
20	Packing gland washer (2)	J91649	J91649	J91649	J91649	J91649	J91649	J91649	J91649

* Service kit contains - seal kit, stainless steel shaft sleeve kit, volute gasket & water slinger

Item	Description (qty)	2EB	3EB	4EB	5EB	6E
Standard configuration (-S, -PF)						
1	Volute	P2000872	P2001169	P2000894	P2001144	P43972
	Volute with stainless steel wear ring	P2001659	P2002305	P2001668	P2002314	P2002323
	Stainless steel wear ring	P2001666	P2002312	P2001675	P2002321	P2002329
15	Volute drain plug (4)	P39040	P39040	P39040	P39040	P39040
11	Volute capscrew (16)	P13780	P13780	P13780	P13780	P13780
2	Volute gasket	P80765	P80765	P80765	P80765	P80765
Parts for pumps with 1.25" shaft sleeve diameter at mechanical seal (small bore)						
29	Volute coverplate	P53052	P53052	P53052	Not available	
16	Volute coverplate capscrew (4)	P40020	P40020	P40020		
4	Impeller (state diameter) 11" full diameter	P2000874	P2001171	P2000896		
14	Impeller capscrew	P52350	P52350	P52350		
13	Impeller lockwasher	J23874	J23874	J23874		
3	Impeller washer	P46390	P46390	P46390		
9	Impeller key	P49369	P49369	P49369		
8	Water slinger	P53550	P53550	P53550		
5	Motor bracket – motor frames 182JP-184JP	P85023	P85023	P85023		
6	Motor bracket capscrew (4) – motor frames 182JP-184JP	P52320	P52320	P52320		
7	Shaft sleeve	P85075	P85075	P85075		
7	Shaft sleeve	P85075	P85075	P85075		
12	Seal FKM / carbon vs ceramic	P95503	P95503	P95503		
12	Seal EPR / silicon carbide vs silicon carbide	P75423	P75423	P75423		
7	Shaft sleeve kit	185025	185025	185025		
23	*Service kit - small bore	186960	186960	186960		
Mechanical seal for stuffing box configuration (-S) (small bore)						
23	Seal assembly EPR / carbon vs tungsten carbide	P85070	P85070	P85070	Not available	
24	Seal cap	P85082	P85082	P85082		
28	Seal cap capscrew (4)	H28100	H28100	H28100		
26	Seal cap nut (4)	P52380	P52380	P52380		
27	Seal cap washer (4)	P10910	P10910	P10910		
25	Seal cap gasket	P85077	P85077	P85077		
Packing for stuffing box configuration (-PF) (small bore)						
17	Packing ring set (4 pieces to each set)	P82070	P82070	P82070	P82070	P82070
18	Lantern ring set (2 pieces to each set)	P84985	P84985	P84985	P84985	P84985
19	Packing gland halves (2)	P85048	P85048	P85048	P85048	P85048
21	Packing gland capscrew (2)	J92052	J92052	J92052	J92052	J92052
22	Packing gland nut (2)	J91659	J91659	J91659	J91659	J91659
20	Packing gland washer (2)	J91649	J91649	J91649	J91649	J91649

Item	Description (qty)	2EB	3EB	4EB	5EB	6E
Parts for pumps with 1.625" shaft sleeve diameter at mechanical seal (large bore)						
29	Volute coverplate	P53056	P53056	P53056	P53056	P53056
16	Volute coverplate capscrew (8)	P52320	P52320	P52320	P52320	P52320
4	Impeller (state diameter) 11" full diameter	P2000876	P2001173	P2000898	P2001146	P2001741
14	Impeller capscrew	P13800	P13800	P13800	P13800	P13800
13	Impeller lockwasher	J23875	J23875	J23875	J23875	J23875
3	Impeller washer	P51250	P51250	P51250	P51250	P51250
9	Impeller key	P49372	P49372	P49372	P49372	P49372
8	Water slinger	P77320	P77320	P77320	P77320	P77320
5	Motor bracket – motor frames 213JP-215JP, 254JP-256JP	P85025	P85025	P85025	P85025	P85025
6	Motor bracket capscrew (4) – motor frames 213JP-215JP, 254JP-256JP	K03600	K03600	K03600	K03600	K03600
5	Motor bracket – motor frames 284JP-286JP, 324JP-326JP	P85099	P85099	P85099	P85099	P85099
6	Motor bracket capscrew (4) – motor frames 284JP-286JP, 324JP-326JP	P19490	P19490	P19490	P19490	P19490
7	Shaft sleeve kit	185022	185022	185022	185022	185022
12	Seal FKM / carbon vs ceramic		P77046	P77046	P77046	P77046
12	Seal EPR / silicon carbide vs silicon carbide		P75424	P75424	P75424	P75424
7	Shaft sleeve kit		187202	187202	187202	187202
23	*Service kit - large bore	186961	186961	186961		
Mechanical seal for stuffing box configuration (-S) (large bore)						
23	Seal assembly EPR / carbon vs tungsten carbide	185050LF	185050LF	185050LF	185050LF	185050LF
24	Seal cap	P85086	P85086	P85086	P85086	P85086
28	Seal cap capscrew (4)	H28100	H28100	H28100	H28100	H28100
26	Seal cap nut (4)	P52380	P52380	P52380	P52380	P52380
27	Seal cap washer (4)	P10910	P10910	P10910	P10910	P10910
25	Seal cap gasket	P85078	P85078	P85078	P85078	P85078
Packing for stuffing box configuration (-PF) (large bore)						
17	Packing ring set (4 pieces to each set)	P82072	P82072	P82072	P82072	P82072
18	Lantern ring set (2 pieces to each set)	P84986	P84986	P84986	P84986	P84986
19	Packing gland halves (2)	P85050	P85050	P85050	P85050	P85050
21	Packing gland capscrew (2)	J92052	J92052	J92052	J92052	J92052
22	Packing gland nut (2)	J91659	J91659	J91659	J91659	J91659
20	Packing gland washer (2)	J91649	J91649	J91649	J91649	J91649

* Service kit contains - seal kit, stainless steel shaft sleeve kit, volute gasket & water slinger

Subject to change without notice. All information presented herein is believed reliable and in accordance with accepted engineering practices. Xylem makes no warranties as to the completeness of this information. Users are responsible for evaluating individual product suitability for specific applications. Xylem assumes no liability whatsoever for any special, indirect or consequential damages arising from the sale, resale or misuse of its products.

Xylem Inc.
8200 N. Austin Avenue
Morton Grove, Illinois 60053

Phone: (847) 966-3700
Fax: (847) 965-8379
www.xylem.com/bellgossett

Bell & Gossett is a registered trademark of Xylem Inc. or one of its subsidiaries.
All other trademarks or registered trademarks are the property of their respective owners.

© 2025 CP-306E-PL R3 February 2025

xylem
Let's Solve Water