

On/Off, Non fail-safe, 100...240 V



5-year warranty


Technical data

Electrical data	Nominal voltage	AC 100...240 V
	Nominal voltage frequency	50/60 Hz
	Nominal voltage range	AC 85...265 V
	Power consumption in operation	6 W
	Power consumption in rest position	2 W
	Transformer sizing	11 VA
	Electrical Connection	Screw terminal (for 22 to 12 AWG wire)
	Overload Protection	electronic throughout 0...90° rotation
Functional data	Direction of motion motor	selectable with switch 0/1
	Manual override	under cover
	Running Time (Motor)	35 s / 90°
	Running time motor note	constant, independent of load
	Noise level, motor	45 dB(A)
	Position indication	Mechanical, 5...20 mm stroke
Safety data	Power source UL	Class 2 Supply
	Degree of protection IEC/EN	IP66/67
	Degree of protection NEMA/UL	NEMA 4X
	Housing	UL Enclosure Type 4X
	Agency Listing	cULus acc. to UL60730-1A/-2-14, CAN/CSA E60730-1:02, CE acc. to 2014/30/EU and 2014/35/EU
	Quality Standard	ISO 9001
	Ambient humidity	Max. 100% RH
	Ambient temperature	-22...122°F [-30...50°C]
	Ambient temperature note	-40...50°C [104...122°F] for actuator with integrated heating
	Storage temperature	-40...176°F [-40...80°C]
	Servicing	maintenance-free
Weight	Weight	10 lb [4.6 kg]
Materials	Housing material	Die cast aluminium and plastic casing





Footnotes Control Signal must be specified at time of order. Control cannot be changed via field wiring.

Accessories

Factory add-on option only	Description	Type
	Heater, with adjustable thermostat	ACT_PACK_H
	Heater, with adjustable thermostat	ACT_PACK_Y

Electrical installation

✂ INSTALLATION NOTES

-  Provide overload protection and disconnect as required.
-  Actuators are provided with a numbered screw terminal strip instead of a cable.
-  Meets cULus requirements without the need of an electrical ground connection.
-  **Warning! Live electrical components!**
During installation, testing, servicing and troubleshooting of this product, it may be necessary to work with live electrical components. Have a qualified licensed electrician or other individual who has been properly trained in handling live electrical components perform these tasks. Failure to follow all electrical safety precautions when exposed to live electrical components could result in death or serious injury.

Wiring diagrams

On/Off AC 100...240 V

