

GRUNDFOS A WIDE RANGE
50 Hz

GRUNDFOS

A WIDE RANGE



GRUNDFOS 

A global business



With more than 20,000 employees and an annual production of 17 million units, Grundfos is one of the world's leading pump manufacturers. Across all continents, companies in 56 countries help to bring pumps to every corner of the world, from supplying drinking water to Antarctic expeditions, the irrigation of Dutch tulips, groundwater monitoring beneath waste heaps in Germany, to air-conditioning in Egyptian hotels.

Efficient, sustainable products

Grundfos is constantly striving to make its products more user-friendly and reliable, as well as more energy-efficient, so that both the users and the environment benefit from the improvements. Grundfos pumps are equipped with ultramodern electronics, allowing them to regulate the output according to current needs. This ensures convenience for the user and saves a lot of energy.

Research and development

In order to maintain the leading position, Grundfos constantly focuses on customer-oriented research and development. Customers are consulted when new products are developed, or when established products are improved. Research and development make use of the latest technology within the pump industry, collaborating with universities and higher education institutions in search of new and better solutions for the design and function of the products.

Corporate values

The Grundfos Group is based on values such as sustainability, openness, trustworthiness, responsibility, and also on partnership with clients, suppliers, and the society around us, with a focus on humanity that concerns our own employees as well as the many millions who benefit from water that is procured, utilised and removed as wastewater with the help of Grundfos pumps.


Heating



This list is an overview of circulator pumps for circulation of water in central and district heating systems, as well as circulation in domestic hot water service systems.

<i>ALPHA1L</i>	10
<i>ALPHA1</i>	10
<i>ALPHA2</i>	11
<i>ALPHA3</i>	11
<i>Grundfos COMFORT, PM</i>	9
<i>LS</i>	16
<i>MAGNA1 model C</i>	12
<i>MAGNA3</i>	12
<i>NB, NBG</i>	14
<i>NBE, NBGE</i>	15
<i>NBE, NKE series 2000</i>	15
<i>NK, NKG</i>	15
<i>NKE, NKGE</i>	16
<i>TPE series 1000</i>	14
<i>TPE series 2000</i>	13
<i>TPE2, TPE2 D</i>	14
<i>TPE3, TPE3 D</i>	13
<i>TP</i>	13
<i>UP, UPS series 100</i>	9
<i>UPS series 200</i>	12
<i>UPS2</i>	10

Air conditioning



This list is an overview of circulator pumps that circulate cold water and other liquids in cooling systems and air-conditioning systems.

<i>ALPHA1L</i>	10
<i>ALPHA1</i>	10
<i>ALPHA2</i>	11
<i>ALPHA3</i>	11
<i>CME, CM</i>	26
<i>CR, CRI, CRN</i>	28
<i>Grundfos COMFORT, PM</i>	9
<i>LS</i>	16
<i>MAGNA1 model C</i>	12
<i>MAGNA3</i>	12
<i>NB, NBG</i>	14
<i>NBE, NBGE</i>	15
<i>NBE, NKE series 2000</i>	15
<i>NK, NKG</i>	15
<i>NKE, NKGE</i>	16
<i>TPE series 1000</i>	14
<i>TPE series 2000</i>	13
<i>TPE2, TPE2 D</i>	14
<i>TPE3, TPE3 D</i>	13
<i>TP</i>	13
<i>UP, UPS series 100</i>	9
<i>UPS series 200</i>	12
<i>UPS2</i>	10

Pressure boosting



This list is an overview of vertical and horizontal centrifugal pumps and pressure boosting systems for liquid transfer as well as the boosting of hot and cold water.

<i>BM</i>	32
<i>BMShs, BMSX</i>	33
<i>BMhp, BMShp</i>	33
<i>CMB PM1, CMB-SP PM1, CMB PM2, CMB-SP PM2</i>	27
<i>CMB PT, CMB PS</i>	27
<i>CMBE TWIN</i>	26
<i>CMBE</i>	27
<i>CME, CM</i>	26
<i>CR, CRI, CRN</i>	28
<i>CR, CRN high pressure</i>	29
<i>CRE, CRIE, CRNE</i>	29
<i>CRT</i>	29
<i>Hydro MPC</i>	30
<i>Hydro Multi-B</i>	31
<i>Hydro Multi-E</i>	31
<i>Hydro Multi-S</i>	31
<i>Hydro Solo-E Optimum</i>	32
<i>Hydro Solo-E</i>	32
<i>JP Booster with pressure tank</i>	37
<i>JPD</i>	37
<i>LS</i>	16
<i>MTR, MTH, SPK</i>	16
<i>MTRE, SPKE</i>	17
<i>NB, NBG</i>	14
<i>NBE, NBGE</i>	15
<i>NK, NKG</i>	15
<i>NKE, NKGE</i>	16
<i>SCALA1</i>	38
<i>SCALA2</i>	38
<i>TPE series 1000</i>	14
<i>UPA</i>	9

Groundwater supply



This list is an overview of submersible pumps for groundwater supply, irrigation, and groundwater lowering.

<i>SP A, SP, SPE</i>	34
<i>SQ, SQE</i>	33
<i>SQFlex</i>	34

Domestic water supply



This list is an overview of submersible pumps, jet pumps, multistage centrifugal pumps, and compact systems for water supply in homes, gardens, and hobby applications.

<i>CMB PM1, CMB-SP PM1, CMB PM2, CMB-SP PM2</i>	27
<i>CMB PT, CMB PS</i>	27
<i>CMBE TWIN</i>	26
<i>CMBE</i>	27
<i>CME, CM</i>	26
<i>CR DW</i>	30
<i>CR, CRI, CRN</i>	28
<i>CRE, CRIE, CRNE</i>	29
<i>Hydro MPC</i>	30
<i>Hydro Multi-B</i>	31
<i>Hydro Multi-E</i>	31
<i>Hydro Multi-S</i>	31
<i>Hydro Solo-E Optimum</i>	32
<i>Hydro Solo-E</i>	32
<i>JP Booster with pressure tank</i>	37
<i>JPD</i>	37
<i>JP</i>	37
<i>RCME</i>	28
<i>Rainwater control</i>	28
<i>SBA</i>	46
<i>SB</i>	46
<i>SCALA1</i>	38
<i>SCALA2</i>	38
<i>SP A, SP, SPE</i>	34
<i>SQ, SQE</i>	33

Wastewater



This list is an overview of drainage, effluent, and sewage pumps for various applications in building services, and for the transfer of raw sewage in municipal sewage systems.

<i>AMD, AMGEx, AFGEx</i>	42
<i>CONLIFT1</i>	46
<i>DP, EF</i>	40
<i>DPK</i>	39
<i>DWK</i>	39
<i>KPL, KPG, KWM</i>	41
<i>LC Controller</i>	44
<i>LIFTAWAY B and C</i>	45
<i>MULTILIFT</i>	45
<i>PS.G</i>	42
<i>PS.R</i>	41
<i>PS.W</i>	41
<i>S pumps</i>	40
<i>SE, SL</i>	43
<i>SEG</i>	40
<i>SMD, SMG, SFG</i>	42
<i>SOLOLIFT2</i>	45
<i>SRG</i>	43
<i>UNILIFT</i>	39
<i>UNOLIFT/DUOLIFT</i>	44


Industrial applications



This list is an overview of pumps and pump systems for installation in industrial processes, industrial equipment and building utilities.

<i>AMD, AMGEx, AFGEx</i>	42
<i>BM</i>	32
<i>BMShs, BMSX</i>	33
<i>BMhp, BMSHp</i>	33
<i>CMB PM1, CMB-SP PM1, CMB PM2, CMB-SP PM2</i>	27
<i>CMB PT, CMB PS</i>	27
<i>CMBE TWIN</i>	26
<i>CMBE</i>	27
<i>CME, CM</i>	26
<i>CR, CRI, CRN</i>	28
<i>CRE, CRIE, CRNE</i>	29
<i>CRT</i>	29
<i>DP, EF</i>	40
<i>DynaFilter</i>	26
<i>Hydro MPC</i>	30
<i>Hydro Multi-B</i>	31
<i>Hydro Multi-E</i>	31
<i>Hydro Multi-S</i>	31
<i>Hydro Solo-E Optimum</i>	32
<i>Hydro Solo-E</i>	32
<i>LS</i>	16
<i>MTA</i>	17
<i>MTB</i>	18
<i>MTR, MTH, SPK</i>	16
<i>MTRE, SPKE</i>	17
<i>MTSE</i>	18
<i>MTS</i>	17
<i>NB, NBG</i>	14
<i>NBE, NBGE</i>	15
<i>NKE, NKGE</i>	16
<i>S pumps</i>	40
<i>SE, SL</i>	43
<i>SMD, SMG, SFG</i>	42
<i>SRG</i>	43


Dosing and disinfection



This list is an overview of dosing pumps for chemical injection in all kinds of water and wastewater treatment systems and industrial processes.

<i>AQpure UF</i>	25
<i>AQtap</i>	25
<i>Accessories for dosing pumps and systems</i>	21
<i>Conex® DIA-G</i>	22
<i>DID</i>	21
<i>DIT-M, DIT-L, DIT-IR</i>	22
<i>DME</i>	20
<i>DMH</i>	21
<i>DMX</i>	20
<i>DTS</i>	25
<i>MobileDos</i>	24
<i>Oxiperm Pro</i>	23
<i>Oxiperm</i>	24
<i>Polydos</i>	24
<i>SMART Digital S DDA</i>	18
<i>SMART Digital S DDC</i>	19
<i>SMART Digital S DDE</i>	19
<i>SMART Digital XL DDA</i>	19
<i>SMART Digital XL DDE</i>	20
<i>Selcoperm SES 125-2000</i>	23
<i>Selcoperm SES 5000-45000</i>	23
<i>Vaccuperm</i>	22

Solar water solutions



This list is an overview of solar- or wind-powered water pumping systems and components.

<i>ALPHA SOLAR</i>	11
<i>AQpure UF</i>	25
<i>AQtap</i>	25
<i>MAGNA1 model C</i>	12
<i>MGFlex</i>	35
<i>RSI</i>	35
<i>SQFlex</i>	34
<i>Solar modules</i>	36

Motors, controls and accessories



This list is an overview of motors designed to international standards as well as submersible motors.

Accessories for dosing pumps and systems

.....	21
CIM, CIU	49
CU 100	43
CU 200, CIU 283, IO50, IO101, IO101 B ..	36
CU 301, CU 300	36
CUE	47
Control DC	44
Control DDD	48
Control MPC series 2000	48
Control MPC	48
DID	21
DPI V.2	50
DPI	50
GT Pressure tanks	57
Grundfos GO Balance	49
Grundfos GO Remote	49
Grundfos level transmitter type E	52
Grundfos level transmitter type S	52
Grundfos level transmitter type W	53
LC Controller	44
LiqTec	47
MMS	35
MP 204, IO 113, SM 113	47
MS1 series float switches	53
MS	34
PM Rain	57
PM TWIN	56
PM1, PM2 pressure managers	56
RPI, RPI+T	51
RPS, DPS	51
Rainwater control	28
SITRANS MAG 3100	54
SITRANS MAG 5100	54
Titanium pressure and level sensors	54
VFI	51
VFS	52

Fire systems



This list is an overview of product(s) for fire systems.

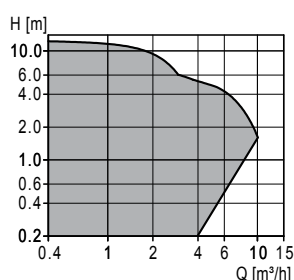
<i>Hydro EN</i>	30
-----------------------	----

Products A-Z

ALPHA SOLAR	11	MTSE	18
ALPHA1L	10	MTS	17
ALPHA1L	10	MULTILIFT	45
ALPHA1	10	NB, NBG	14
ALPHA2	11	NBE, NBGE	15
ALPHA3	11	NBE, NKE series 2000	15
AMD, AMGEx, AFGEx	42	NK, NKG	15
AMD, AMGEx, AFGEx	42	NKE, NKGE	16
AQpure UF	25	PM Rain	57
AQtap	25	PM TWIN	56
Accessories for dosing pumps and systems	21	PM1, PM2 pressure managers	56
BM	32	PS.G	42
BM	32	PS.R	41
BMShs, BMSX	33	PS.W	41
BMhp, BMSHp	33	RCME	28
CIM, CIU	49	RPI, RPI+T	51
CMB PM1, CMB-SP PM1, CMB PM2, CMB-SP PM2	27	RPS, DPS	51
CMB PT, CMB PS	27	RSI	35
CMBE TWIN	26	Rainwater control	28
CMBE	27	S pumps	40
CME, CM	26	SBA	46
CME, CM	26	SB	46
CONLIFT1	46	SCALA1	38
CR DW	30	SCALA2	38
CR, CRI, CRN	28	SE, SL	43
CR, CRN high pressure	29	SEG	40
CRE, CRIE, CRNE	29	SITRANS MAG 3100	54
CRT	29	SITRANS MAG 5100	54
CU 100	43	SMD, SMG, SFG	42
CU 200, CIU 283, IO50, IO101, IO101 B	36	SOLOLIFT2	45
CU 301, CU 300	36	SP A, SP, SPE	34
CUE	47	SP A, SP, SPE	34
Control DC	44	SQ, SQE	33
Control DDD	48	SQFlex	34
Control MPC series 2000	48	SRG	43
Control MPC	48	Solar modules	36
DID	21	TPE series 1000	14
DP, EF	40	TPE series 2000	13
DPI V.2	50	TPE2, TPE2 D	14
DPI	50	TPE3, TPE3 D	13
DPK	39	TP	13
DWK	39	Titanium pressure and level sensors	54
DynaFilter	26	UNILIFT	39
GT Pressure tanks	57	UNOLIFT/DUOLIFT	44
Grundfos COMFORT, PM	9	UP, UPS series 100	9
Grundfos GO Balance	49	UPA	9
Grundfos GO Remote	49	UPS series 200	12
Grundfos level transmitter type E	52	UPS2	10
Grundfos level transmitter type S	52	VFI	51
Grundfos level transmitter type W	53	VFS	52
Hydro EN	30		
Hydro MPC	30		
Hydro Multi-B	31		
Hydro Multi-E	31		
Hydro Multi-S	31		
Hydro Solo-E Optimum	32		
Hydro Solo-E	32		
JP Booster with pressure tank	37		
JPD	37		
JP	37		
KPL, KPG, KWM	41		
LC Controller	44		
LIFTAWAY B and C	45		
LS	16		
Liq Tec	47		
MAGNA1 model C	12		
MAGNA3	12		
MGFlex	35		
MMS	35		
MP 204, IO 113, SM 113	47		
MS1 series float switches	53		
MS	34		
MTA	17		
MTB	18		
MTR, MTH, SPK	16		
MTRE, SPKE	17		

UP, UPS series 100

Circulator pumps



Technical data

Flow rate	max. 9.5 m³/h
Head	max. 12 m
Liquid temperature	-25 to +110 °C
Operating pressure	max. 10 bar

Applications

- Heating systems
- Domestic hot-water systems
- Cooling and air-conditioning systems

Features and benefits

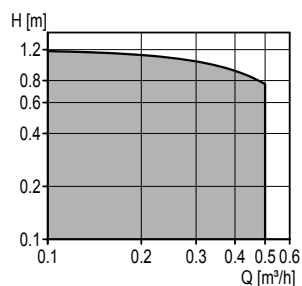
- Maintenance-free
- Low noise level
- Low energy consumption
- Wide range

Options

- 24-hour timer
- Corrosion-resistant stainless-steel pump housing

Grundfos COMFORT, PM

Circulator pumps



Technical data

Flow rate	max. 0.5 m³/h
Head	max. 1.2 m
Liquid temperature	2-95 °C
Operating pressure	max. 10 bar

Applications

- Domestic hot-water systems in single- and two-family houses
- Small heating systems
- Cooling and air-conditioning systems

Features and benefits

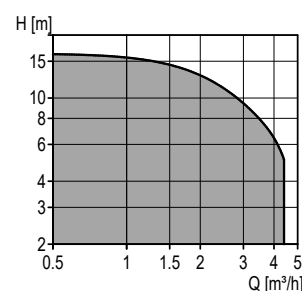
- Maintenance-free
- Low noise level
- Low energy consumption down to 2.5 W
- Wide range
- Integrated dry-running protection
- Pump head fits on almost all competitor pump housings

Options

- 24-hour timer
- Corrosion-resistant pump housing
- Adapting to the user pattern, AUTOADAPT variant
- Thermostat operation

UPA

Compact, in-line pump for pressure boosting and domestic applications



Technical data

Flow rate	max. 4.4 m³/h
Head	max. 16 m
Liquid temperature	2-60 °C
Operating pressure	max. 10 bar

Applications

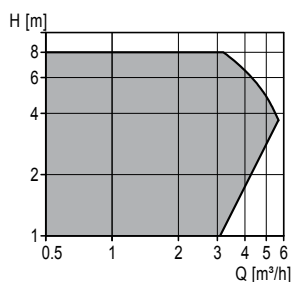
- Pressure boosting of hot and cold drinking water in residential homes

Features and benefits

- Flexibility: suitable for installation in existing systems
- Comfort: low-noise operation
- User-friendly: plug and play
- Reliability: renowned Grundfos quality
- Patented integrated flow switch
- Energy efficient
- Stainless steel pump housing
- Corrosion-resistant: cathoporesis-coated pump housing
- UPA 15-90 is also available with stainless steel pump housing

UPS2

Circulator pumps



Technical data

Flow rate	max. 5.8 m³/h
Head	max. 8 m
Liquid temperature	2-95 °C
Operating pressure	max. 10 bar

Applications

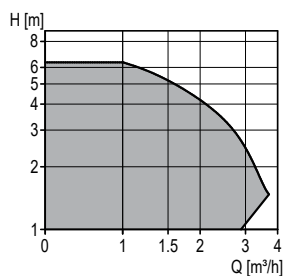
- Heating systems
- Cooling and air-conditioning systems

Features and benefits

- Low energy consumption
- Maintenance-free
- Low noise level
- Wide range
- Simple installation
- 3-speed proportional pressure control
- 3-speed constant curve control

ALPHA1L

Circulator pumps



Technical data

Flow rate	max. 3.6 m³/h
Head	max. 6.5 m
Liquid temperature	2-95 °C
Operating pressure	max. 10 bar

Applications

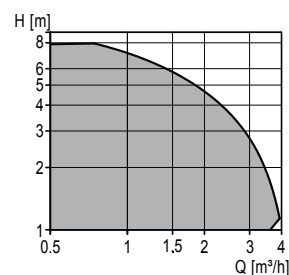
- Heating systems

Features and benefits

- Three constant curves/constant speed curve mode
- Radiator heating mode
- Underfloor heating mode
- PWM Input, A profile, External pump control, using the PWM signal as a method for generating an analog signal from a digital source
- Energy Efficiency Index (EEI) ≤ 0.20, below ERP 2015 requirements
- Deblocking screw
- Maintenance-free
- Low noise level
- Very simple installation

ALPHA1

Circulator pumps



Technical data

Flow rate	max. 3.9 m³/h
Head	max. 8 m
Liquid temperature	2-110 °C
Operating pressure	max. 10 bar

Applications

- Heating systems
- Domestic hot-water systems
- Cooling and air-conditioning systems

Features and benefits

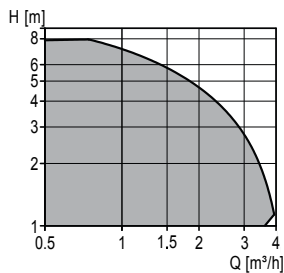
- Low energy consumption
- Maintenance-free
- Low noise level
- Wide range
- Display of actual power consumption
- Simple installation, external plug for electrical connection
- Proportional pressure control mode with 3 settings
- Constant pressure control mode with 3 settings
- Constant curve/constant speed control mode with 3 settings
- Automatic deblocking

Options

- Wetted parts in stainless steel

ALPHA2

Circulator pumps



Technical data

Flow rate	max. 3.9 m³/h
Head	max. 8 m
Liquid temperature	2-110 °C
Operating pressure	max. 10 bar

Applications

- Heating systems
- Domestic hot-water systems
- Cooling and air-conditioning systems

Features and benefits

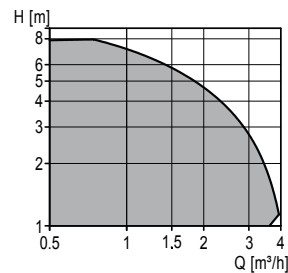
- Best EEI value in class
- Multiple automatic control modes
- AUTOADAPT
- Display of actual power consumption
- Display of actual flow rate
- Automatic night setback
- Maintenance-free
- Low noise level
- Very simple installation
- Manual summer mode
- Dry-running protection
- Automatic deblocking
- Support for balancing radiators and underfloor heating systems with the Grundfos GO Balance app

Options

- Wetted parts in stainless steel

ALPHA3

Circulator pumps



Technical data

Flow rate	max. 3.9 m³/h
Head	max. 8 m
Liquid temperature	2-110 °C
Operating pressure	max. 10 bar

Applications

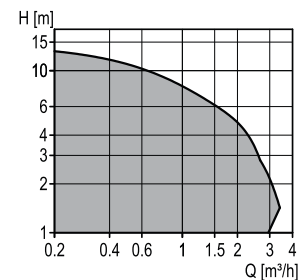
- Heating systems
- Cooling and air-conditioning systems

Features and benefits

- Best EEI value in class
- Controlled completely with Grundfos GO Remote via Bluetooth
- Radiator and underfloor heating modes with AUTOADAPT
- Multiple automatic control modes with setpoint adjustment
- Display of actual power consumption
- Display of actual flow
- Maintenance-free
- Low noise level
- Very simple installation
- Dry-running protection
- Automatic deblocking
- Support for balancing radiators and underfloor heating systems with the Grundfos GO Balance app

ALPHA SOLAR

Circulator pumps



Technical data

Flow rate	max. 3.2 m³/h
Head	max. 14.5 m
Liquid temperature	2-130 °C
Operating pressure	max. 10 bar

Applications

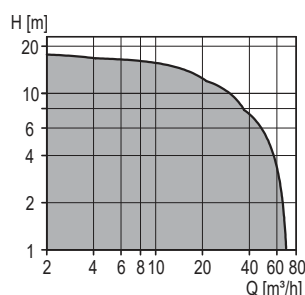
- Solar systems

Features and benefits

- Constant speed
- PWM C profile. The PWM signal is a method for generating an analog signal using a digital source
- Low EEI
- Maintenance-free
- Low noise level
- Very simple installation

UPS series 200

Circulator pumps



Technical data

Flow rate	max. 70 m ³ /h
Head	max. 18 m
Liquid temperature	-10 to +120 °C
Operating pressure	max. 10 bar

Applications

- Heating systems
- Domestic hot-water systems
- Cooling and air-conditioning systems

Features and benefits

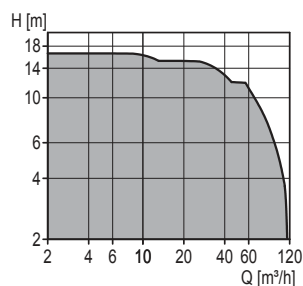
- Maintenance-free
- Built-in thermal switch
- Low noise level
- Low energy consumption
- Single-phase with built-in protection module
- Wide range

Options

- Protection module
- Relay module with fault signal or operating output
- Bronze pump housing
- Twin-head versions

MAGNA1 model C

Circulator pumps, electronically controlled



Technical data

Flow rate	max. 110 m ³ /h
Head	max. 18 m
Liquid temperature	-10 to +110 °C
Operating pressure	max. 16 bar

Applications

- Heating systems
- Hot-water recirculation systems
- Cooling and air-conditioning systems
- Geothermal and solar systems

Features and benefits

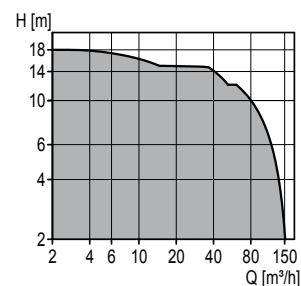
- High energy efficiency with best-in-class EEI of ≤ 0.20 on single pumps
- Backwards compatible with MAGNA1
- Digital input (start/stop)
- Fault relay
- Grundfos GO Remote support for fault remedy
- Wireless multi-pump function with time-based alternation

Options

- PN16 variants

MAGNA3

Circulator pumps, electronically controlled



Technical data

Flow rate	max. 150 m ³ /h
Head	max. 18 m
Liquid temperature	-10 to +110 °C
Operating pressure	max. 16 bar

Applications

- Heating systems
- Hot-water recirculation systems
- Cooling and air-conditioning systems
- Geothermal and solar systems

Features and benefits

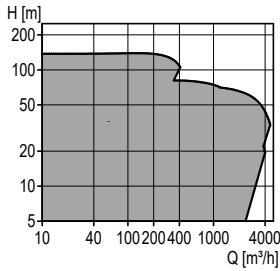
- Integrated Bluetooth for wireless connection to Grundfos GO
- Low energy consumption: MAGNA3 pumps are best in class with an impressive EEI of ≤ 18 on single pumps
- Application wizard to support the commissioning scenario by automatically selecting the correct setup based on the customer's application choice
- Operating log
- Heat energy monitor
- Wireless multi-pump function with time-based alternation
- External setpoint functions
- Temperature differential control

Options

- CIM add-on module for communication via LonWorks, PROFIBUS DP, Modbus RTU, 3G/4G cellular, GRM GiC 3G/4G, BACnet MS/TP, PROFINET, Modbus TCP, BACnet IP, Ethernet/IP, GRM IP
- Stainless steel pump housing
- Twin-head versions
- Wireless remote control with Grundfos GO Remote
- PN16 variants

TP

In-line circulator pumps, close-coupled type



Technical data

Flow rate	max. 4600 m ³ /h
Head	max. 140 m
Liquid temperature	-25 to +150 °C
Operating pressure	max. 25 bar

Applications

- Heating systems
- District heating plants
- Local heating plants
- Hot water recirculation
- Cooling and air-conditioning systems
- District cooling plants
- Water supply systems

Features and benefits

- Compact design with small footprint
- Wide range
- Standard IE3 motor
- Service-friendly, top pull-up design
- Various types of shaft seals depending on liquid, temperature and pressure

Options

- Bronze or stainless steel pump housing
- Bronze impeller
- Stainless steel impeller
- Twin-head versions
- IE4 motor up to 132 kW

TPE series 2000

In-line circulator pumps, electronically controlled



Technical data

Flow rate	max. 1100 m ³ /h
Head	max. 92 m
Liquid temperature	-25 to +140 °C
Operating pressure	max. 16 bar

Applications

- Heating systems
- Hot-water recirculation
- Cooling and air-conditioning systems

Features and benefits

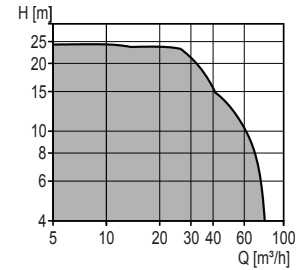
- Low energy consumption
- Adaptation to existing operating conditions
- Simple installation
- Factory-fitted differential-pressure sensor
- Fitted with IE5 motors up to 11 kW
- Compact design with small footprint

Options

- Wireless remote control with Grundfos GO Remote using MI 301
- CIM add-on module for communication via LONWorks, PROFIBUS DP, Modbus RTU, 3G/4G cellular, GRM GiC 3G/4G, BACnet MS/TP, PROFINET, Modbus TCP, BACnet IP, EtherNet/IP, GRM IP
- Twin-head versions with built-in alternation and standby function
- Wired and wireless control with Grundfos GO Link using either PC Tool Link or MI 301

TPE3, TPE3 D

In-line circulator pumps, electronically controlled



Technical data

Flow rate	max. 78 m ³ /h
Head	max. 25 m
Liquid temperature	-25 to +120 °C
Operating pressure	max. 16 bar

Applications

- Heating and cooling systems
- District heating plants
- Hot-water recirculation

Features and benefits

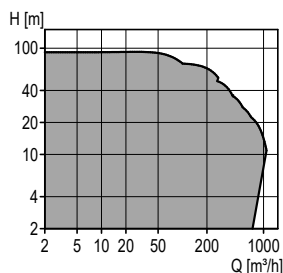
- Low energy consumption
- Simple installation
- TFT colour display
- Factory-fitted differential-pressure and temperature sensor
- AUTOADAPT, FLOWLIMIT, FLOWADAPT
- Differential-temperature or differential-pressure control with two sensors
- Fitted with IE5 motor
- Compact design with small footprint

Options

- Wireless remote control by Grundfos GO Remote using MI 301
- CIM add-on module for communication via LONWorks, PROFIBUS DP, Modbus RTU, 3G/4G cellular, GRM GiC 3G/4G, BACnet MS/TP, PROFINET, Modbus TCP, BACnet IP, EtherNet/IP, GRM IP
- Wired and wireless control by Grundfos GO Link using either PC Tool Link or MI 301

TPE series 1000

In-line circulator pumps, electronically controlled



Technical data

Flow rate	max. 1100 m ³ /h
Head	max. 92 m
Liquid temperature	-25 to +150 °C
Operating pressure	max. 25 bar

Applications

- Heating systems
- District heating plants
- Local heating plants
- Hot-water recirculation
- Cooling and air-conditioning systems
- District cooling plants
- Water supply systems

Features and benefits

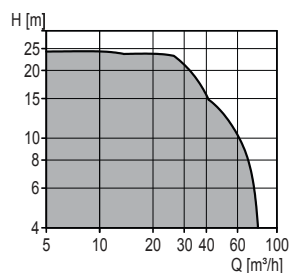
- Low energy consumption
- Adaptation to existing operating conditions
- Many control facilities
- Fitted with IE5 motors up to 11 kW
- Compact design with small footprint

Options

- Wireless remote control with Grundfos GO Remote using MI 301
- CIM add-on module for communication via LONWorks, PROFIBUS DP, Modbus RTU, 3G/4G cellular, GRM GiC 3G/4G, BACnet MS/TP, PROFINET, Modbus TCP, BACnet IP, EtherNet/IP, GRM IP
- Twin-head versions with built-in alternation and standby function
- Wired and wireless control with Grundfos GO Link using either PC Tool Link or MI 301

TPE2, TPE2 D

In-line circulator pumps, electronically controlled



Technical data

Flow rate	max. 78 m ³ /h (single pump)
Head	max. 25 m
Liquid temperature	-25 to +120 °C
Operating pressure	max. 16 bar

Applications

- Heating and cooling systems
- District heating plants
- Hot-water recirculation

Features and benefits

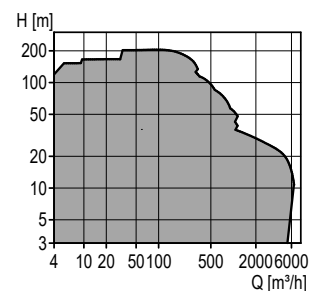
- Low energy consumption
- Simple installation
- Differential-temperature or differential-pressure control with 2 sensors
- Three possibilities of setpoint influence
- Limit-exceeded function
- Fitted with IE5 motor
- Compact design with small footprint

Options

- Wireless remote control with Grundfos GO Remote using MI 301
- CIM add-on module for communication via LONWorks, PROFIBUS DP, Modbus RTU, 3G/4G cellular, GRM GiC 3G/4G, BACnet MS/TP, PROFINET, Modbus TCP, BACnet IP, EtherNet/IP, GRM IP
- Wired and wireless control with Grundfos GO Link using either PC Tool Link or MI 301

NB, NBG

Single-stage standard pumps



Technical data

Flow rate	max. 6900 m ³ /h
Head	max. 200 m
Liquid temperature	-25 to +140 °C
Operating pressure	max. 25 bar

Applications

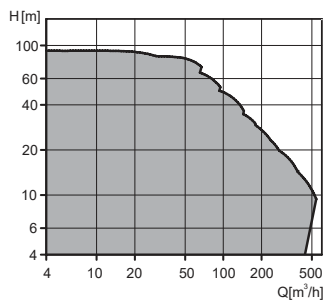
- District heating plants
- Heating systems for blocks of flats
- Cooling and air-conditioning systems
- Washdown systems
- Firefighting systems
- Other industrial systems

Features and benefits

- Standard dimensions according to EN and ISO standards
- Compact design
- Flexible pump range
- Standard motor
- EN 12756 shaft seal

NBE, NBGE

Single-stage standard pumps, electronically controlled



Technical data

Flow rate	max. 420 m ³ /h
Head	max. 90 m
Liquid temperature	-25 to +140 °C
Operating pressure	max. 25 bar

Applications

- District heating plants
- Heating systems for blocks of flats
- Cooling and air-conditioning systems
- Washdown systems
- Other industrial systems

Features and benefits

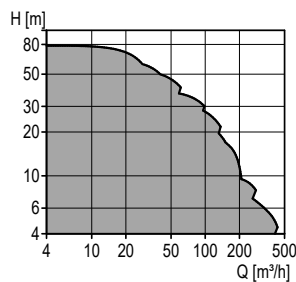
- Standard dimensions according to EN and ISO standards
- Compact design
- Flexible pump range
- EN 12756 shaft seal

Options

- Wireless remote control with Grundfos GO Remote using MI 301
- CIM add-on module for communication via LonWorks, PROFIBUS DP, Modbus RTU, 3G/4G cellular, GRM GiC 3G/4G, BACnet MS/TP, PROFINET, Modbus TCP, BACnet IP, Ethernet/IP, GRM IP
- Wired and wireless control with Grundfos GO Link, using either PC Tool Link or MI 301

NBE, NKE series 2000

Single-stage standard pumps according to EN 733 and ISO 5199, electronically controlled



Technical data

Flow rate	max. 550 m ³ /h
Head	max. 80 m
Liquid temperature	-25 to +140 °C
Operating pressure	max. 10 bar

Applications

- Heating systems
- Hot water recirculation
- Cooling and air-conditioning systems

Features and benefits

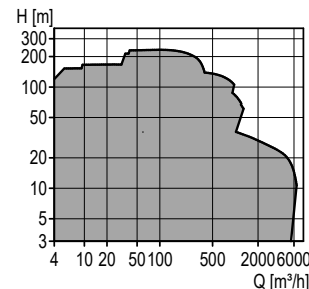
- Low energy consumption
- Adaptation to existing operating conditions
- Simple installation
- Factory-fitted differential pressure sensor
- Fitted with IE5 motors up to 11 kW

Options

- Wireless remote control with Grundfos GO Remote using MI 301
- CIM add-on module for communication via LonWorks, PROFIBUS DP, Modbus RTU, 3G/4G cellular, GRM GiC 3G/4G, BACnet MS/TP, PROFINET, Modbus TCP, BACnet IP, Ethernet/IP, GRM IP
- Wired and wireless control with Grundfos GO Link, using either PC Tool Link or MI 301

NK, NKG

Single-stage standard pumps according to EN 733, ISO 2858 and ISO 5199



Technical data

Flow rate	max. 6900 m ³ /h
Head	max. 240 m
Liquid temperature	-25 to +140 (+200) °C
Operating pressure	max. 25 bar

Applications

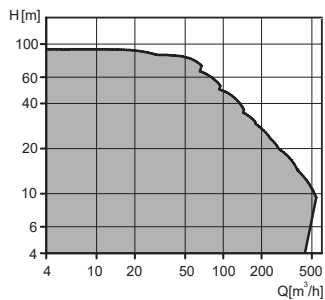
- District heating plants
- Water supply systems
- Cooling and air-conditioning systems
- Washdown systems
- Firefighting systems
- Other industrial systems

Features and benefits

- Standard dimensions according to EN and ISO standards
- Robust design
- Standard motor
- EN 12756 shaft seal

NKE, NKGE

Single-stage standard pumps according to EN 733, ISO 2858 and ISO 5199 - electronically controlled



Technical data

Flow rate	max. 550 m ³ /h
Head	max. 90 m
Liquid temperature	-25 to +140 °C
Operating pressure	max. 25 bar

Applications

- District heating plants
- Water supply systems
- Cooling and air-conditioning systems
- Washdown systems
- Other industrial systems

Features and benefits

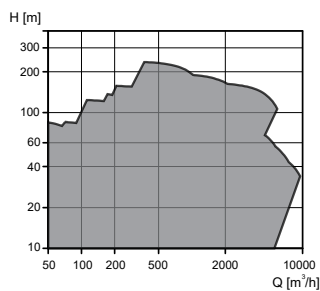
- Standard dimensions according to EN and ISO standards
- Robust design
- EN 12756 shaft seal

Options

- Wireless remote control by Grundfos GO Remote using MI 301
- CIM add-on module for communication via LonWorks, PROFIBUS DP, Modbus RTU, 3G/4G cellular, GRM GiC 3G/4G, BACnet MS/TP, PROFINET, Modbus TCP, BACnet IP, Ethernet/IP, GRM IP
- Wired and wireless control by Grundfos GO Link using either PC Tool Link or MI 301

LS

Horizontal split case pumps



Technical data

Flow rate	max. 10,000 m ³ /h
Head	max. 235 m
Liquid temperature	-15 to +100 °C (+150 °C)
Operating pressure	max. 25 bar

Applications

- Water supply systems
- Cooling and air-conditioning systems
- Irrigation systems
- Other industrial systems
- District heating systems

Features and benefits

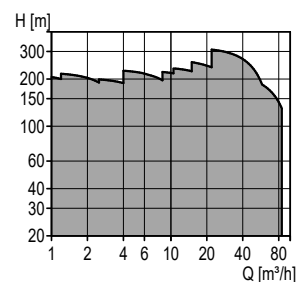
- Robust between-bearing design
- Double suction to reduce axial forces
- Double volute casing to reduce radial load
- Removable bearing housing for easy maintenance
- Several variants available
- Flange dimensions according to EN 1092-2 (DIN 2501)

Options

- Stainless steel housing
- Stuffing box

MTR, MTH, SPK

Multistage centrifugal immersible pumps



Technical data

Flow rate	max. 85 m ³ /h
Head	max. 305 m
Liquid temperature	-10 to +90 °C
Operating pressure	max. 38 bar

Applications

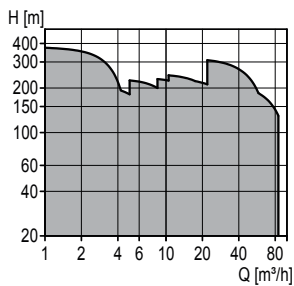
- Machine tools
- Components of washing machines
- Chiller units
- Industrial washing machines
- Filter and conveyor systems
- Temperature control
- Boiler feed
- General pressure boosting

Features and benefits

- Flexible installation length
- Wide range
- Reliability
- Service-friendly
- Simple installation
- Space-saving
- High efficiency

MTRE, SPKE

Multistage centrifugal immersible pumps, electronically controlled



Technical data

Flow rate	max. 85 m ³ /h
Head	max. 380 m
Liquid temperature	-10 to +90 °C
Operating pressure	max. 38 bar

Applications

- Machine tools
- Components of washing machines
- Chiller units
- Industrial washing machines
- Filter and conveyor systems
- Temperature control
- Boiler feed
- General pressure boosting

Features and benefits

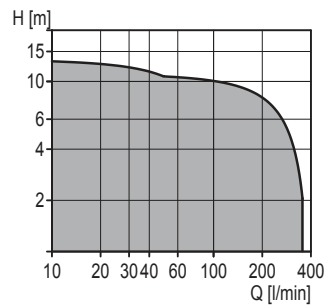
- Wide range
- Reliability
- Service-friendly
- Simple installation
- Space-saving
- High efficiency
- Many control facilities

Options

- Wireless remote control with Grundfos GO Remote using MI 301
- Communication via GENibus, LONWorks, PROFIBUS DP, Modbus RTU, 3G/4G cellular, GRM GiC 3G/4G, BACnet MS/TP, PROFINET, Modbus TCP, BACnet IP, EtherNet/IP, GRM IP
- Wired and wireless control with Grundfos GO Link using either PC Tool Link or MI 301

MTA

Single-stage coolant pump



Technical data

Flow rate	max. 355 l/min
Head	max. 13.5 m
Liquid temperature	0-60 °C

Applications

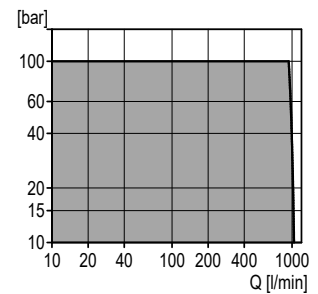
- Machine tools
- Filter and conveyor systems

Features and benefits

- High-efficiency motor and hydraulics
- Wide range
- Flexible installation length
- Reliability
- No shaft seal
- Semi-open impeller
- Easy installation

MTS

High-pressure pumps for tank top installation



Technical data

Flow rate	max. 850 l/min
Head	max. 100 bar
Liquid temperature	0-80 °C
Operating pressure	max. 100 bar

Applications

Pumping of coolants in machine tool applications, such as:

- Deep-hole drilling
- Grinding
- Cutting

Features and benefits

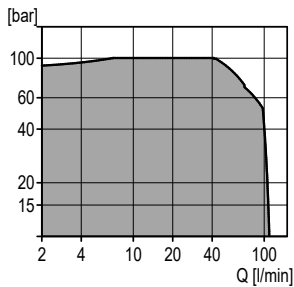
- High efficiency
- Wear-resistant
- Compact design
- Low noise level and pulsation

Options

- Dry installation
- Mechanical shaft seal
- Variety of connections

MTSE

High-pressure pumps for tank top installation



Technical data

Flow rate	max. 110 l/min
Head	max. 100 bar
Liquid temperature	0-80 °C
Operating pressure	max. 100 bar

Applications

Pumping of coolants in machine tool applications, such as:

- Deep-hole drilling
- Grinding
- Cutting

Features and benefits

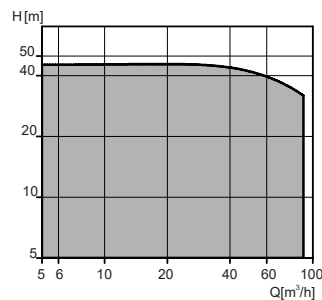
- High efficiency
- Wear-resistant
- Compact design
- Low noise level and pulsation
- Many control facilities
- Fitted with IE5 motors

Options

- Dry installation
- Mechanical shaft seal
- Variety of connections
- Wireless remote control with Grundfos GO Remote using MI 301
- Communication via GENibus, LONWorks, PROFIBUS DP, Modbus RTU, 3G/4G cellular, GRM GiC 3G/4G, BACnet MS/TP, PROFINET, Modbus TCP, BACnet IP, EtherNet/IP, GRM IP
- Wired and wireless control with Grundfos GO Link using either PC Tool Link or MI 301

MTB

Single-stage centrifugal end-suction pumps with semi-open impeller



Technical data

Flow rate	max. 90 m ³ /h
Head	max. 47 m
Liquid temperature	-10 to +90 °C
Operating pressure	max. 16 bar

Applications

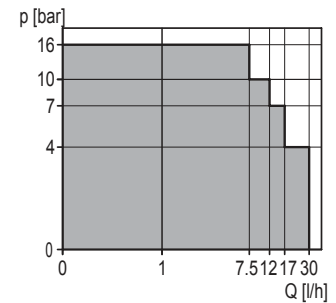
- Machine centres
- Coolant systems
- Filtration plants
- Grinding machines
- Components cleaning systems
- Other industrial applications where semi-open impellers are needed

Features and benefits

- Standard dimensions according to EN and ISO standards
- Compact design
- Semi-open impeller and effective solid handling
- Standard IE2 motor

SMART Digital S DDA

Digital diaphragm dosing pumps



Technical data

Capacity, Q	max. 30 l/h
Pressure, p	max. 16 bar
Turn-down ratio	1:3000 or 1:1000
Liquid temperature	max. 45 °C

Applications

High-end solution.

- Water and wastewater treatment
- Process water
- Food and beverage industry
- Ultrafiltration and reverse osmosis
- Pulp and paper industry

Features and benefits

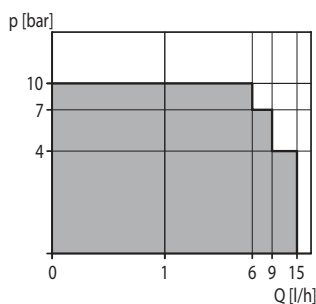
- Internal stroke-speed and frequency control with stepper motor
- Flexible control cube and mounting plate
- Click wheel and graphical display
- Capacity setting in ml/h, l/h, or gph
- Easy calibration function
- Manual, pulse and 0/4-20 mA control
- Batch, timer cycle, timer week control
- FlowControl with selective fault diagnosis, pressure monitoring
- Integrated flow measurement and AutoFlowAdapt
- 0/4-20 mA and 2 relay outputs
- Automatic deaeration
- Power supply 100-240 V, 50/60 Hz

Options

- E-box 200 for Modbus RTU
- E-box 150 for PROFIBUS DP
- E-box 500 for PROFINET, Modbus TCP and Ethernet/IP

SMART Digital S DDC

Digital diaphragm dosing pumps



Technical data

Capacity, Q	max. 15 l/h
Pressure, p	max. 10 bar
Turn-down ratio	1:1000
Liquid temperature	max. 45 °C

Applications

Optimum price-performance ratio.

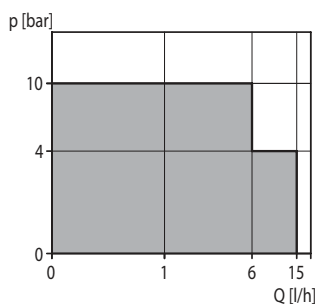

- Water and wastewater treatment
- Boiler feed water
- Swimming pool water
- Cooling tower
- Chemical industry

Features and benefits

- Internal stroke-speed and frequency control with stepper motor
- Easy calibration function
- Flexible control cube and mounting plate
- Click wheel and graphical display
- Capacity setting in ml/h, l/h, or gph
- Manual, pulse and 0/4-20 mA control
- 2 relay outputs
- Smooth dosing of degassing liquids
- Slow mode
- Power supply 100-240 V, 50/60 Hz

SMART Digital S DDE

Digital diaphragm dosing pumps



Technical data

Capacity, Q	max. 15 l/h
Pressure, p	max. 10 bar
Turn-down ratio	1:1000
Liquid temperature	max. 45 °C

Applications

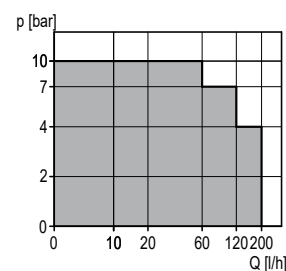
- Digital dosing for basic applications
- Water and wastewater treatment
- Swimming pool water
- Cooling tower
- Chemical industry
- Car wash
- Irrigation

Features and benefits

- Internal stroke-speed and frequency control with stepper motor
- Only two models from 0.006 to 15 l/h
- Smooth continuous dosing
- Always operates at full stroke length
- Flexible mounting plate
- Capacity adjusting knob
- Manual control (0.1 - 100 %)
- Pulse control (1:n)
- External stop and empty-tank input
- Power supply 100-240 V, 50/60 Hz

SMART Digital XL DDA

Digital diaphragm dosing pumps



Technical data

Flow, Q	max. 200 l/h
Pressure, p	max. 10 bar
Turn-down ratio	1:800
Liquid temperature	0-50 °C

Applications

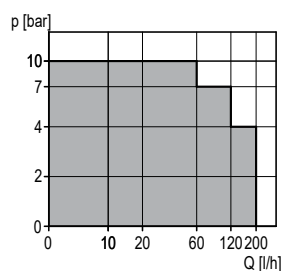
- Drinking water treatment
- Wastewater treatment
- Boiler water treatment
- Cooling water treatment
- Process water treatment
- Chemical industry
- Ultrafiltration process and reverse osmosis
- Food and beverage industry
- Pulp and paper industry

Features and benefits

- Internal stroke-speed and frequency control with powerful Permanent Magnet Synchronous (PMS) motor
- Manual, pulse and 0/4-20 mA control
- Batch, timer cycle, timer week control
- FlowControl with selective fault diagnosis, pressure monitoring
- Integrated flow measurement and AutoFlowAdapt
- 0/4-20 mA and 2 relay outputs
- Automatic deaeration
- Power supply 100-240 V, 50/60 Hz
- Fieldbus communication with CIM, CIU
- CIU 200 for Modbus RTU
- CIU 150 for PROFIBUS DP
- CIU 500 for PROFINET, Modbus TCP and Ethernet/IP

SMART Digital XL DDE

Digital diaphragm dosing pumps



Technical data

Capacity, Q	max. 200 l/h
Pressure, p	max. 10 bar
Turn-down ratio	1:800
Liquid temperature	0-50 °C

Applications

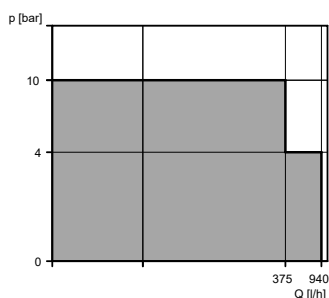
- Drinking water treatment
- Wastewater treatment
- Boiler water treatment
- Cooling water treatment
- Process water treatment
- Chemical industry
- Ultrafiltration process and reverse osmosis
- Food and beverage industry
- Pulp and paper industry
- Irrigation
- Swimming pool water

Features and benefits

- Internal stroke-speed and frequency control with powerful PMS motor
- Smooth continuous dosing
- Always operates at full stroke length
- Flexible control cube
- Capacity adjusting knob
- Manual control (0.1 - 100 %)
- Pulse control (1:n)
- 4-20 mA analog control
- External stop and empty-tank input
- Power supply 100-240 V, 50/60 Hz
- Fieldbus communication module

DME

Digital diaphragm dosing pumps



Technical data

Capacity, Q	max. 940 l/h
Pressure, p	max. 10 bar
Turn-down ratio	1:800
Liquid temperature	max. 50 °C

Applications

- Water and wastewater treatment
- Process plants
- Filtration systems
- Paper production
- Food and beverage industry

Features and benefits

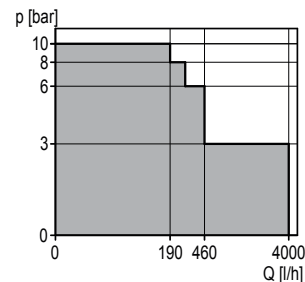
- Capacity setting in ml/h or l/h
- Internal stroke-speed and frequency control with brushless DC motor
- Front- or side-fitted operating panel with display
- Operating panel lock
- 4-20 mA control
- Pulse- and timer-based batch control
- Anti-cavitation function
- Easy calibration function
- Diaphragm leakage sensor

Options

- Fieldbus communication module

DMX

Motor-driven diaphragm dosing pumps



Technical data

Capacity, Q	max. 4000 l/h (pump with two heads: 2 × 4000 l/h)
Pressure, p	max. 10 bar
Liquid temperature	max. 50 °C

Applications

- Drinking water treatment
- Wastewater treatment
- Pulp, paper and textile industry
- Industrial water
- Cooling tower

Features and benefits

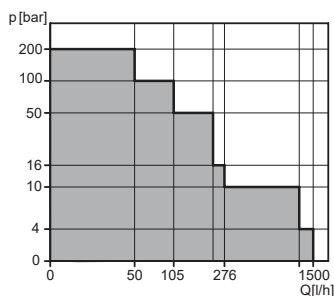
- Robust design
- Stroke-length adjustment

Options

- Frequency converter (PROFIBUS, PROFINET, 4-20 mA control, alarm signals)
- Pulse control (control variant AR)
- Analog control (control variant AR)
- Level input from storage tank (control variant AR)
- With ATEX approval (DMX 226)

DMH

Hydraulic piston diaphragm dosing pump



Technical data

Capacity, Q	max. 1500 l/h (pump with two heads: 2 × 1500 l/h)
Pressure, p	max. 200 bar
Liquid temperature	max. 90 °C

Applications

- Oil refinery industry
- Heavy-duty applications
- Pulp, paper and textile industry
- Cooling tower, power plants
- Industrial water and wastewater treatment

Features and benefits

- Designed for heavy-duty operation
- Stroke-length adjustment
- Long life due to piston diaphragm technology
- Full PTFE diaphragm

Options

- Frequency converter (PROFIBUS, PROFINET, 4-20 mA control, alarm signals)
- Available with API 675 approval
- Available with ATEX approval
- Servo motor for stroke-length adjustment

Accessories for dosing pumps and systems



Accessories

- Installation kits
- Tubing
- Pump connections
- Foot valves
- Rigid suction lances
- Outlet lines
- Injection units
- Pressure-relief valves
- Pressure-loading valves
- Multi-function valve
- Pulsation dampers
- Tanks
- Electric mixers
- Automatic venting valves
- Diaphragm leakage sensor
- Dosing monitor
- Flowmeter
- Water meter
- Cables and plugs

DID

Measurement and control system for up to 3 water quality parameters



Technical data

Available digital sensors:

- Disinfectants: Cl₂ (free or total), ClO₂, H₂O₂ and PAA
- PH
- ORP
- Conductivity
- Turbidity
- Organics (TOC, DOC)
- UV254

All sensors include temperature measurement, and an internal compensation control unit with 3 freely assignable controller functions, alarm and data logger functionality.

The system can be set up either with a bypass flow cell, or with a holder for immersed installation of the sensor or sensors.

Applications

Measurement of water parameters and control of dosing equipment in the following applications:

- Drinking water treatment
- Industrial water treatment
- Wastewater treatment, only certain parameters
- Swimming pool water treatment

Features and benefits

CU 382 control unit:

- Data logger functionality
- Flexible assignment of inputs and outputs
- Modbus included
- Digital sensor interface
- Data interchange with USB stick

Sensors:

- Reliable digital data transfer to control unit
- Onboard storage of calibration data
- Pre-calibrated sensors for pH, ORP and conductivity
- Turbidity
- Organics
- UV254

DIT-M, DIT-L, DIT-IR

Photometer for water analysis and calibration of measurement systems



Technical data

Measuring parameters:

- DIT-M: aluminium, bromine, chlorine (free, total, combined), chlorine dioxide, chloride, chlorite, cyanuric acid, iron, fluoride, manganese, ozone, phosphate, pH, acid capacity KS 4.3, hydrogen peroxide
- DIT-L: chlorine, chlorine dioxide, chlorite or ozone as well as the pH value

Applications

The compact hand photometers DIT-M and DIT-L are dedicated for routine analysis in water treatment monitoring and for calibration of measurement and control systems.

- Drinking water treatment
- Swimming pool water treatment
- Industrial water treatment

Features and benefits

- Compact and ergonomic design
- High operating convenience
- DIT-M: Multilingual plain-text operator prompting
- DIT-L: Language-neutral user interface
- Interference filters and long-term stable LEDs without moving parts
- Long-term stable reagent tablets

Options

- Data transfer to a PC or a printer with the optional DIT-IR infrared interface module

Conex® DIA-G

Gas warning systems



Technical data

Conex® DIA-G:

- Intelligent, membrane-covered gas sensors with integrated RAM for challenging measuring tasks
- Sensor type, production number, manufacturing date and slope are stored in the memory. Gas warning system for Cl₂, ClO₂, O₃ and NH₃, HCl

Applications

- Gas dosing installations
- Monitoring of gas storage rooms

Features and benefits

Capable of monitoring two different gas storage rooms or two different gases at the same time.

- Simultaneous measurement and display of two measuring parameters
- Optimum safety
- Very short response time
- Long and maintenance-free sensor service life
- Automatic sensor recognition and auto-calibration
- Separate sensor interface for Conex® DIA-G for each potentiostatic sensor
- Internal CAN bus for the connection of potentiostatic sensors

Options

- Acoustic and visual alarm device

Vaccuperm

Full-vacuum chlorine gas dosing systems for disinfection



Technical data

VGB	Capacities up to 4 kg/h
VGA	Capacities up to 20 kg/h
VGS	Capacities up to 200 kg/h

Applications

- Water treatment in municipal waterworks and with independent water suppliers
- Wastewater treatment
- Treatment of industrial process water and water in cooling towers
- Water treatment in public swimming pools and hotel pools

Features and benefits

- Reliable full-vacuum systems
- Approved disinfection method compliant with WHO drinking water guidelines
- Systems for direct installation on chlorine gas cylinders or drums, or for installation in header lines
- Fully automated wall- or floor-mounted systems
- Precise regulation and dosing of gaseous chlorine
- Simple handling and user-friendly design

Options

- Complete range of accessories available on request: injectors, automatic changeover units, evaporators, liquid traps, and gas-warning system

Selcoperm SES 125-2000

On-site generation of sodium hypochlorite for disinfection



Technical data

Capacity	110-1800 g/h
Water consumption	140-170 l per kg of prepared chlorine
Salt consumption	4 to 4.5 kg per kg of prepared chlorine
Sodium hypochlorite concentration	0.5 - 0.65 %
Power consumption (AC)	5.5 to 6.5 kWh per kg of prepared chlorine.

Applications

- Water treatment in municipal waterworks and with independent water suppliers
- Wastewater treatment
- Treatment of industrial process water and water in cooling towers
- Water treatment in swimming pools

Features and benefits

- Compact, robust and safe design
- Low operating costs, as the electrolysis method only requires water, common salt and power
- Unique safety concept that does not require an explosion-proof area inside the building (conforms with Directive 2014/34/EU)
- Using fresh sodium hypochlorite that is readily available and does not dissociate like commercial sodium hypochlorite solutions
- Simple handling and user-friendly design
- Easy maintenance and long service life due to robust components

Selcoperm SES 5000-45000

On-site generation of sodium hypochlorite for disinfection



Technical data

Capacity	5000-45,000 g/h
Water consumption	125 l per kg of prepared chlorine
Salt consumption	3 to 3.5 kg per kg of prepared chlorine
Sodium hypochlorite concentration	0.8 - 0.85 %
Power consumption (AC)	5 to 5.4 kWh per kg of prepared chlorine.

Applications

- Water treatment in municipal waterworks, and with independent water suppliers
- Wastewater treatment
- Treatment of industrial process water and water in cooling towers

Features and benefits

- Unique safety concept that does not require an explosion-proof area inside the building (conforms with Directive 2014/34/EU)
- Safe and reliable method of producing sodium hypochlorite on site
- Low operating costs, as the electrolysis method only requires water, common salt and power
- Using fresh sodium hypochlorite that is readily available and does not dissociate like commercial sodium hypochlorite solutions
- Easy maintenance and long service life due to robust components
- Standardised modular system
- Outstanding performance data

Oxiperm Pro

Compact chlorine dioxide preparation and dosing system for disinfection



Technical data

OCD-162

Capacity	Up to 60 g/h
Concentration of precursor chemicals:	
HCl	9 % by weight
NaClO ₂	7.5 % by weight.

Applications

- Water treatment in municipal waterworks, hotels, hospitals, retirement homes, sports facilities, shower facilities
- Treatment of industrial process water, washing water, cooling circuit water
- Disinfection in bottle wash systems, rinsers, CIP systems
- Disinfection in dairies (condenser vapour, pasteurisation)

Features and benefits

- Up to 90% of the operating cost can be saved compared to thermal disinfection
- Compact system that can be installed in confined spaces
- Ergonomic design with operation and maintenance performed from the front
- On-site preparation of chlorine dioxide
- Optional with chlorine dioxide control
- Simple assembly and startup, as the system can be connected and put into operation with limited interruption of the water supply
- Complete chemical reaction within a short time
- Low operating costs and low consumption of chemicals

Oxiperm

Chlorine dioxide preparation and dosing systems for disinfection



Technical data

OCG-166

- Chlorine gas/sodium chlorite method:
- NaClO₂: 24.5 % by weight
- Capacity: up to 10 kg/h

Applications

- Water treatment in municipal waterworks
- Treatment of industrial process water, washing water, cooling circuit water
- Disinfection in bottle wash systems, rinsers, CIP systems
- Disinfection in dairies (condenser vapour, pasteurisation)

Features and benefits

- On-site preparation of chlorine dioxide
- Ergonomic design
- Innovative dosing and calibration technology
- Complete chemical reaction within a short time
- Low operating costs and low consumption of chemicals

Polydos

Preparation systems for dry material and liquid polymers



Technical data

- Capacity range: up to 10 m³/h of prepared solution with 60 minutes maturation time
- Concentration range: 0.05 % to 0.5 %
- Water inlet: shut-off valve, solenoid valve, pressure-reducing valve and contact water meter
- Maximum viscosity of the polymer solution: 2500 mPa s
- Ultrasonic sensor for continuous level control with programmable cut-off points
- Flow proportional preparation

Applications

- Preparation of polymers, lime, activated carbon, aluminium sulphate, etc. for water, wastewater and sludge treatment

Features and benefits

- One-, two- or three-chamber units for handling, preparation and dosing of dry and liquid polymers and other material
- Dry and liquid material feeding system
- Fully automatic systems with PLC control
- Graphic display with multilingual user interface
- Preparation and ripening chamber with electric agitators, optional for the dosing chamber
- Contactless ultrasonic level sensor to enable flow proportional preparation

MobileDos

Portable dosing station



Technical data

MobileDos is a preassembled, compact and portable dosing station ready for connection to 5-30 litre containers.

Included components:

- System rack
- PE suction lance with jerrycan adaptor, low-level and empty tank indication
- Mounting plate for a Smart Digital dosing pump
- Pressure relief valve and pressure loading valve
- Control cable, 5 m
- Outlet line, 6 m
- Injection unit

The dosing pump can be selected from the SMART Digital range up to 30 l/h.

Applications

- Water and wastewater treatment
- Washing systems
- Swimming pools
- Process plants
- Paper production
- Food and beverage industry

Features and benefits

- Flexible system for a wide range of applications and dosing tasks
- Suitable for many different chemicals due to high-quality materials
- Minimal installation and commissioning effort

DTS

Dosing tank stations



Technical data

The DTS includes a tank and installation material, and is prepared for one of the following dosing pumps:

- DDA
- DDC
- DDE
- DDI 60-10
- DMX up to 50 l/h.

Components available for DTS:

- Mounting material for the dosing pumps: DDA, DDC, DDE, DDI 60-10 and DMX up to 50 l/h
- Dosing tanks up to 1000 l
- Electric agitator or hand mixer
- Collecting tray
- Outlet line with flow switch for empty and pre-empty indication
- Multifunction valve
- Injection unit
- Dosing line
- Drain valve
- Tank inlet valve

Dosing tank stations are preassembled from the factory. The dosing pump has to be ordered separately.

Applications

- Water and wastewater treatment
- Washing systems
- Swimming pools
- Process plants
- Paper production
- Food and beverage industry

Features and benefits

- Flexible system for a wide range of applications and dosing tasks
- Suitable for a lot of chemical media due to high-quality materials
- Minimal installation and commissioning effort

AQtap

Water dispenser for water kiosks



Technical data

- Hydraulic capacity: 1 m³/h under normal operating conditions
- Dimensions: l:400 × w:500 × h:210 mm
- Power supply: grid power AC connection 110-240 V, 50/60 Hz
- Solar panel DC voltage: 15-45 V / 3 A
- Water temperature: 0.1 - 30 °C
- Pipe connection: inlet 1", outlet 1/2"
- User interface: touch and sound
- Water quality: WHO drinking water standards
- Inlet pressure range: 0.2 - 4 bar
- Strainer: included
- Water Management System: platform for remote monitoring and data management

Applications

- Water kiosks connected to local water supply
- Water kiosks connected to water network
- Community drinking water supply

Features and benefits

- Transparent and efficient revenue collection through water credit smart cards
- Mobile payment, option for water credit purchase
- Intelligent water management
- Solar with battery and/or grid power supply
- User-friendly, precise dispensing with minimum water wastage

AQpure UF

Modular and automated ultrafiltration water treatment system for drinking water



Technical data

- Water production: up to 2 m³/h
- Membrane type: hollow fibre, dead-end, outside-in
- Membrane pore size: 0.03 µm
- Bacteria/virus removal: up to log 6 / log 2.5
- Turbidity removal: < 0.1 NTU
- Suspended solids removal: < 0.5 mg/l
- Power supply: 200-240 V, 1-phase, 50/60 Hz
- Dimensions: l:1600 × w:800 × h:2300 mm
- Remote monitoring for easy maintenance planning and downtime reduction
- Internal CIP and backwash systems

Applications

- Off-grid community drinking-water supply
- Water kiosks, in combination with Grundfos AQtap
- Water factories and mobile water containers
- Treatment of water containing bacteria, viruses and particles
- Treatment of harvested rainwater
- Water treatment for commercial buildings

Features and benefits

- Self-adaptive control to handle fluctuations in raw water quality
- Optimal reliability and long service intervals
- Solar with battery and/or grid power supply
- Low consumption of energy and chemicals
- Modular concept for simple optimal system sizing
- Prefabricated for easy installation

DynaFilter

Inline process-water treatment system for metal working industry



Technical data

- Capacity: 200-600 l/h
- Compliance: VDA 16 and DIN ISO 16232 Standards
- Media: water, degreasing chemicals, oil, emulsion
- Media temperature: 10-65 °C
- Operating pressure: max. 3.5 bar
- Membrane material: Ceramic, R-SiC
- Power consumption: 1-2 kWh/m³
- Weight dry: 400 kg
- Dimensions: l:2600 × w:600 × h:1400 mm

Applications

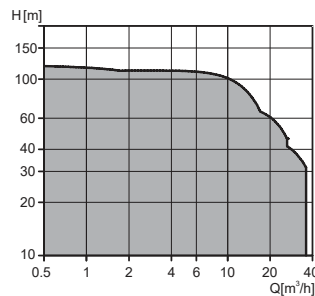
- Component cleaners in the metal working industry
- Total particle and emulsified oil removal

Features and benefits

- Dynamic membrane filtration and separation technology
- Saving water, chemicals and energy
- Reducing environmental impact and costs
- Maintenance-free
- Automatic operation
- Remote monitoring and control
- Very simple installation on existing component cleaners
- Optional CIP unit

CME, CM

Multistage centrifugal pumps



Technical data

Flow rate	max. 36 m ³ /h
Head	max. 130 m
Liquid temperature	-30 to +120 °C
Operating pressure	max. 16 bar

Applications

- Temperature control
- Pressure boosting
- Washing and cleaning
- Water treatment

Features and benefits

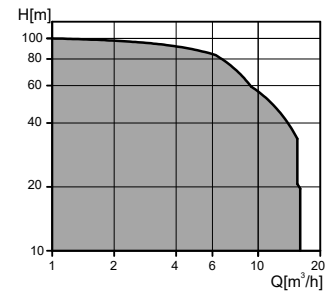
- Reliability
- Compact design
- Modular design
- Built-in variable frequency drive (CME)
- Global approvals on pump and motor
- Wide voltage range
- Very low noise level down to 50 dB(A)

Options

- Customised products
- Built-in or stand-alone pump
- For CME: communication interface modules (CIM)
- External variable frequency drive
- Variety of accessories, such as pump connections and sensors
- Available as a self-priming variant with a suction lift up to 8 metres
- For CME: wired and wireless control with Grundfos GO Link using either PC Tool Link, or MI 301
- For CME: wireless remote control with Grundfos GO Remote using MI 301

CMBE TWIN

Frequency-controlled two-pump booster systems



Technical data

Flow rate	max. 16 m ³ /h
Head	max. 100 m
Liquid temperature	0-60 °C
Operating pressure	max. 10 bar

Applications

- Two-family houses
- Cluster homes
- Blocks of flats
- Schools
- Small hotels
- Small industrial plants and businesses
- Hospitals
- Agriculture and irrigation

Features and benefits

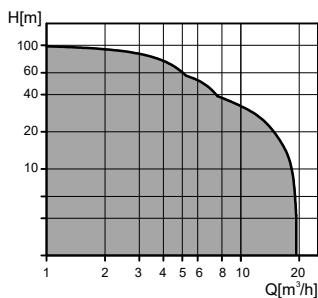
- Constant pressure via integrated speed control
- Automatic cascade control and pump alternation
- Multi-master, redundant sensor
- Compact construction
- Robust stainless steel components
- Easy installation
- Dry-running protection
- Low noise level, 55 dB(A)
- Low energy consumption, IE5 motors

Options

- Inlet pressure switch according to DIN 1988-500 (EN 806)
- Stainless steel I (AISI 316Ti)
- Manifold kit with inlet and outlet pipes
- Remote control by Grundfos GO Remote
- Communication to BMS/SCADA system
- Wired and wireless control with Grundfos GO Link using either PC Tool Link, or MI 301

CMBE

Frequency-controlled booster systems



Technical data

Flow rate	max. 16 m ³ /h
Head	max. 99 m
Liquid temperature	0-60 °C
Operating pressure	max. 10 bar

Applications

- Single- and two-family houses
- Cluster homes
- Blocks of flats
- Schools
- Small hotels and guest houses
- Small office buildings

Features and benefits

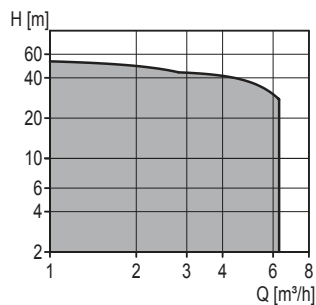
- Constant pressure via integrated speed control
- Compact construction
- Robust stainless steel components
- Easy installation
- Dry-running protection
- Low noise level, 55 dB(A)
- Available with inlet pressure switch according to DIN 1988-500
- Low energy consumption, IE5 motors

Options

- Communication via GENIbus, LonWorks, PROFIBUS DP, Modbus RTU, 3G/4G cellular, GRM GiC 3G/4G, BACnet MS/TP, PROFINET, Modbus TCP, BACnet IP, Ethernet/IP, GRM IP
- Wireless remote control with Grundfos GO Remote
- Wired and wireless control with the Grundfos GO Link, using either PC Tool Link, or MI 301

CMB PM1, CMB-SP PM1, CMB PM2, CMB-SP PM2

Pressure manager booster systems



Technical data

Flow rate	max. 6.5 m ³ /h
Head	max. 55 m
Liquid temperature	0-60 °C
Operating pressure	max. 10 bar

Applications

- Single- and two-family houses
- Cluster homes
- Blocks of flats
- Schools
- Small hotels and guest houses
- Small office buildings

Features and benefits

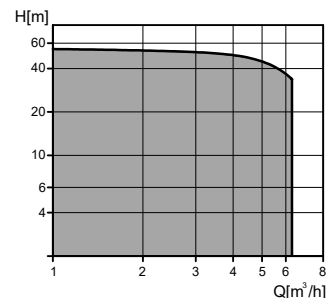
- Cast iron and stainless steel variants
- Compact
- Easy installation
- Automatic alarm resetting
- Dry-running protection
- Anti-cycling (leakage detection)
- Maximum continuous operating time (CMB PM2 only)
- Self-priming down to 8 m (CMB-SP only)

Options

- Available as a self-priming variant with a suction lift of up to 8 m

CMB PT, CMB PS

Booster systems with CM pumps



Technical data

Flow rate	max. 6.2 m ³ /h
Head	max. 47 m
Liquid temperature	0-60 °C
Operating pressure	max. 10 bar

Applications

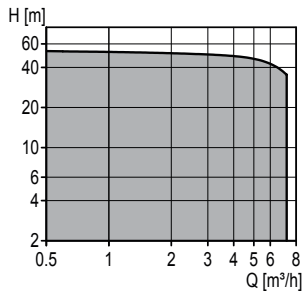
- Single- and two-family houses
- Cluster homes
- Blocks of flats
- Schools
- Small hotels and guest houses
- Small office buildings

Features and benefits

- CM pump
- Pressure tank to minimise the number of pump starts
- Motor protection for the single-phase variants
- Automatic operation

RCME

Rainwater harvesting system with buffer tank, CME Booster, and feed pump



Technical data

Flow rate	max. 6 m³/h
Head	max. 50 m
Liquid temperature	3-40 °C
Operating pressure	max. 10 bar

Applications

- Rainwater harvesting
- Cleaning systems
- Washing machines
- Toilet flushing
- Garden irrigation

Features and benefits

- Compact solution
- High reliability
- Simple installation
- User-friendly operating panel
- Digital outputs for the BMS system

Rainwater control

Control and monitoring unit for rainwater harvesting



Technical data

Supply voltage	3 × 400 V
Enclosure class	IP54

All motor sizes can be connected.

Applications

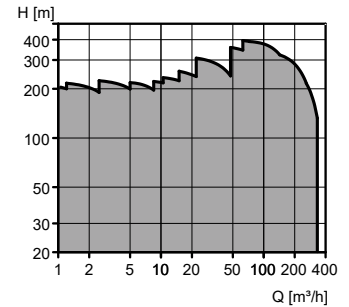
- Rainwater harvesting
- Cleaning systems
- Washing machines
- Toilet flushing
- Garden irrigation

Features and benefits

- Easy installation and startup
- Simple control
- Application-optimised software
- User-friendly operating panel
- Fully scalable for the pump and the tank(s)
- Digital outputs for the BMS system

CR, CRI, CRN

Multistage centrifugal pumps



Technical data

Flow rate	max. 320 m³/h
Head	max. 400 m
Liquid temperature	-40 to +180 °C
Operating pressure	max. 40 bar

Applications

- Washing systems
- Cooling and air-conditioning systems
- Water supply systems
- Water treatment systems
- Firefighting systems
- Industrial plants
- Boiler feed systems

Features and benefits

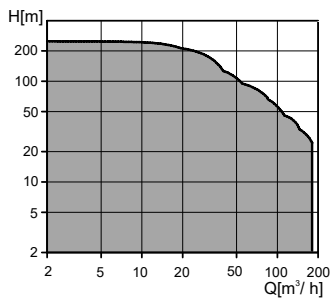
- Reliability
- High efficiency
- Service-friendly
- Space-saving
- Suitable for slightly aggressive liquids

Options

- Dry-running protection and motor protection via LiqTec

CRE, CRIE, CRNE

Multistage centrifugal pumps, electronically controlled



Technical data

Flow rate	max. 180 m ³ /h
Head	max. 250 m
Liquid temperature	-40 to +180 °C
Operating pressure	max. 33 bar

Applications

- Washing systems
- Cooling and air-conditioning systems
- Water supply systems
- Water treatment systems
- Firefighting systems
- Industrial plants
- Boiler feed systems

Features and benefits

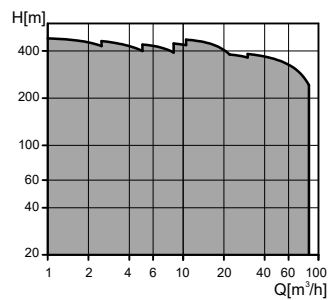
- Wide range
- Reliability
- In-line design
- High efficiency
- Service-friendly
- Space-saving
- Many control facilities

Options

- Wireless remote control by Grundfos GO Remote
- CIM add-on module for communication via LonWorks, PROFIBUS DP, Modbus RTU, 3G/4G cellular, GRM GiC 3G/4G, BACnet MS/TP, PROFINET, Modbus TCP, BACnet IP, Ethernet/IP, GRM IP
- Wired and wireless control with Grundfos GO Link, using either PC Tool Link or MI 301

CR, CRN high pressure

Multistage centrifugal pumps



Technical data

Flow rate	max. 85 m ³ /h
Head	max. 480 m
Liquid temperature	-30 to +120 °C
Operating pressure	max. 50 bar

Applications

- Washing systems
- Water treatment systems
- Industrial plants
- Boiler feed systems

Features and benefits

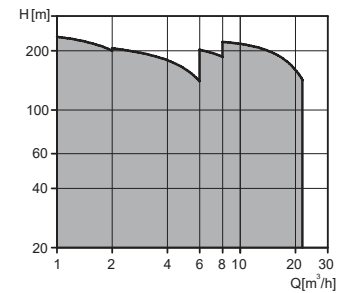
- Reliability
- High pressure
- Service-friendly
- Space-saving
- Suitable for slightly aggressive liquids
- Single-pump solution enabling high pressure

Options

- Dry-running protection and motor protection via LiqTec

CRT

Multistage centrifugal pumps



Technical data

Flow rate	max. 22 m ³ /h
Head	max. 250 m
Liquid temperature	-20 to +120 °C
Operating pressure	max. 25 bar

Applications

- Process-water systems
- Washing in cleaning systems
- Seawater systems
- Pumping of acids and alkalis
- Ultrafiltration systems
- Reverse osmosis systems
- Swimming pools

Features and benefits

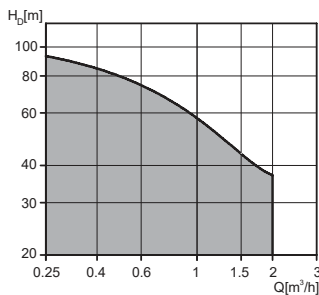
- High corrosion resistance
- Reliability
- High efficiency
- Service-friendly
- Space-saving

Options

- Dry-running protection and motor protection via LiqTec

CR DW

Ejector pumps



Technical data

Operating pressure	max. 16 bar
Ambient temperature	max. 40 °C
Liquid temperature	max. 40 °C

Applications

- Minor water supply systems
- Irrigation in agriculture and horticulture
- Liquid transfer on farms with own well
- Weekend cottages

Features and benefits

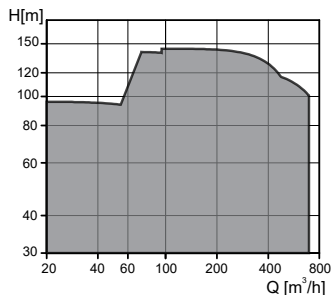
- Four sizes and two material versions, one with all wetted parts made of stainless steel
- Suitable for wells down to 90 m
- Service-friendly
- Pump head and base made of electro-plated cast iron

Options

- Hose kit for simple change from CPE/CPES to CR DW

Hydro EN

Pump set driven by electric motor and/or diesel engine, designed for operation with clean water in automatic sprinkler systems, and firefighting pump sets.



Technical data

With electric motor

Flow rate	max. 530 m³/h
Head	max. 144 m
Liquid temperature	0-40 °C
Operating pressure	max. 16 bar

With diesel engine

Flow rate	max. 700 m³/h
Head	max. 144 m
Liquid temperature	0-40 °C
Operating pressure	max. 16 bar

Applications

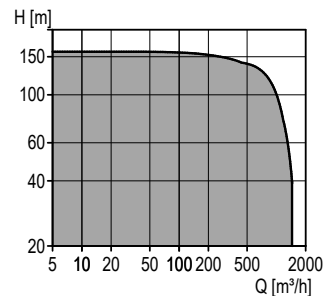
- Automatic sprinkler systems, such as single, superior single, duplicate or combined water supply sources

Features and benefits

- Dedicated pump for fire application in compliance with EN 12845
- Bronze impeller, stable Q and H performance curve, NSPHr = 16 m
- Spacer coupling for electric and cardan shaft for diesel pump
- Heat exchanger for diesel power
- Diesel tank with leak tray and sight glass
- Diesel set factory test included
- Modular design
- Easy and fast maintenance
- Modbus data communication
- One-stop shop pumping system
- Complete list of kits and accessories

Hydro MPC

Turnkey booster system with CR, CRI, and CRIE pumps for transfer and pressure boosting of water



Technical data

Flow rate	max. 1460 m³/h
Head	max. 155 m
Liquid temperature	0-60 °C
Operating pressure	max. 16 bar

Applications

- Water supply systems
- Irrigation systems
- Industrial applications
- Commercial buildings
- High-rise buildings

Features and benefits

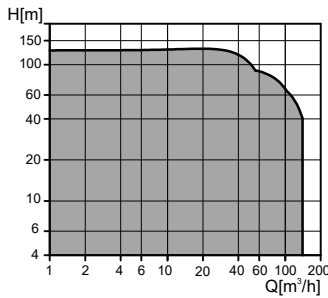
- 2-6 pumps in cascade
- Additional pilot pump
- Easy installation and startup
- Large user-friendly display
- Energy-optimised control
- Data communication
- Perfect constant pressure
- Application-optimised software

Options

- CIM add-on module for communication via LonWorks, PROFIBUS DP, Modbus RTU, 3G/4G cellular, GRM GiC 3G/4G, BACnet MS/TP, PROFINET, Modbus TCP, BACnet IP, Ethernet/IP, GRM IP

Hydro Multi-E

Turnkey booster system with CRE, CRIE or CME pumps for pressure boosting of water in buildings



Technical data

Flow rate	max. 140 m³/h
Head	max. 133 m
Liquid temperature	0-60 °C
Operating pressure	max. 16 bar

Applications

- Hotels
- Hospitals
- Schools
- Irrigation
- Wash and clean
- Fire hydrants

Features and benefits

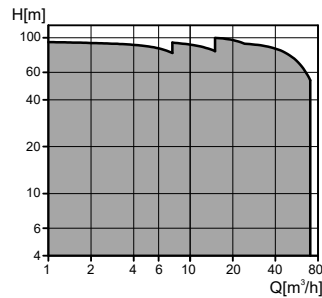
- 2-4 pumps in cascade
- Plug-and-pump solution
- Easy to control
- Low energy consumption
- Proportional pressure
- Data communication
- Multi-master function
- Perfect constant pressure
- Soft pressure build-up
- Redundant sensor

Options

- Wireless remote control by Grundfos GO Remote
- CIM add-on module for communication via LonWorks, PROFIBUS DP, Modbus RTU, 3G/4G cellular, GRM GiC 3G/4G, BACnet MS/TP, PROFINET, Modbus TCP, BACnet IP, Ethernet/IP, GRM IP

Hydro Multi-S

Fixed-speed booster system with the CR or the CM pumps



Technical data

Flow rate	max. 72 m³/h
Head	max. 103 m
Liquid temperature	5-60 °C
Operating pressure	max. 16 bar

Applications

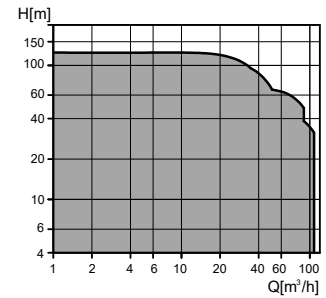
- Blocks of flats
- Hotels
- Schools

Features and benefits

- 2-3 pumps in cascade
- Plug-and-pump solution
- Simple and robust design
- Easy to service and maintain

Hydro Multi-B

Turnkey booster system with the CM and the CME pumps for pressure boosting of water in buildings



Technical data

Flow rate	max. 108 m³/h
Head	max. 125 m
Liquid temperature	0-60 °C
Operating pressure	max. 16 bar

Applications

- Blocks of flats
- Hotels
- Hospitals
- Schools
- Office buildings

Features and benefits

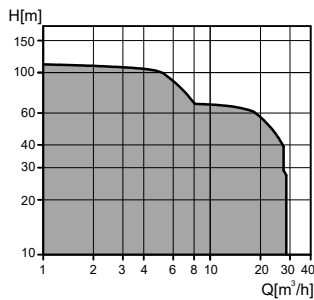
- 2-3 pumps in cascade
- Plug-and-pump solution
- Simple interface for control
- Energy-optimised control
- Data communication
- Perfect constant pressure
- Small footprint

Options

- CIM add-on module for communication with the SCADA or BMS systems via LonWorks, Modbus RTU, 3G/4G cellular, GRM GiC 3G/4G, BACnet MS/TP, Modbus TCP, BACnet IP, GRM IP

Hydro Solo-E Optimum

Optimum performance and application fit for pressure boosting applications



Technical data

Flow rate	max. 28 m ³ /h
Head	max. 115 m
Liquid temperature	0-60 °C
Operating pressure	max. 16 bar

Applications

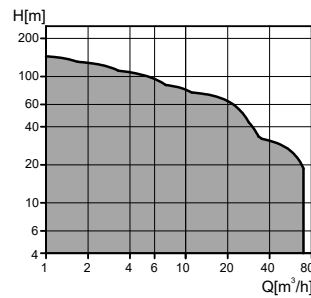
- Cluster homes
- Blocks of flats
- Schools
- Hotels or guest houses
- Light commercial/office buildings
- Irrigation

Features and benefits

- Plug-and-pump solution
- Built-in graphical display
- Constant pressure control
- Flow Estimation
- Dry-running protection
- Anti-cavitation protection
- Alarm/pump running signal relays
- High efficiency/low energy consumption

Hydro Solo-E

Turnkey booster system with CRE pumps for pressure boosting of water in buildings



Technical data

Flow rate	max. 70 m ³ /h
Head	max. 149 m
Liquid temperature	0-70 °C
Operating pressure	max. 16 bar

Applications

- Single-family houses
- Cottages
- Farms
- Process water
- Irrigation

Features and benefits

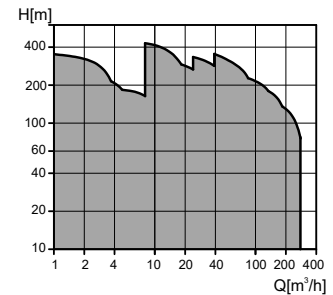
- Plug-and-pump solution
- Easy to control
- Low energy consumption
- Data communication
- Perfect constant pressure

Options

- Wireless remote control with Grundfos GO Remote
- Communication via GENiBus, LONWorks, PROFIBUS DP, Modbus RTU, 3G/4G cellular, GRM GiC 3G/4G, BACnet MS/TP, PROFINET, Modbus TCP, BACnet IP, EtherNet/IP, GRM IP

BM

4", 6", 8" booster modules



Technical data

Flow rate	max. 265 m ³ /h
Head	max. 430 m
Liquid temperature	0-40 °C
Inlet pressure	max. 60 bar
Operating pressure	max. 82 bar

Applications

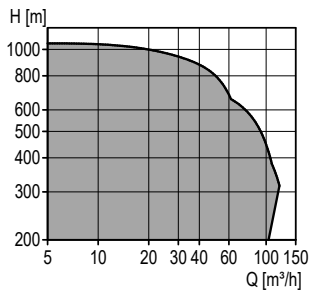
- Reverse osmosis systems
- Water supply systems
- Water treatment systems
- Industrial plants
- High-rise buildings

Features and benefits

- High-pressure boosting
- Various material versions
- Low noise level
- Simple installation
- Modular design
- Compact design
- Leakage-free
- In-line

BMShs, BMSX

High-pressure booster systems



Technical data

Flow rate	max. 120 m ³ /h
Head	max. 820 m
Liquid temperature	0-40 °C
Operating pressure	max. 82 bar

Applications

- Reverse osmosis systems
- Water supply systems
- Water treatment systems
- Industrial plants

Features and benefits

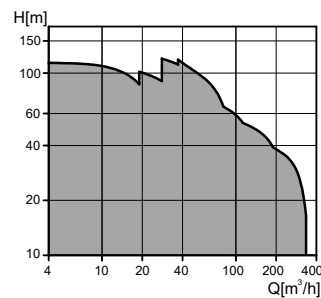
- High-pressure boosting
- High-pressure/high-flow
- Low-energy consumption
- Simple installation
- Compact design
- Modular design
- Leakage-free
- Small footprint
- Low weight
- VFD self-test at startup
- Overload protection
- Low noise level

Options

- Permanent-magnet high speed
- Asynchronous high-speed motor

BMhp, BMShp

High-pressure booster systems



Technical data

Flow rate	max. 310 m ³ /h
Head	max. 110 m
Liquid temperature	0-40 °C
Inlet pressure	max. 80 bar
Operating pressure	max. 82 bar

Applications

The BMhp booster module is the optimum solution for the following applications:

- Sealless pumps
- Pumps handling high system pressures
- High heads
- Quiet operation
- Easy maintenance
- Reverse osmosis systems
- Water supply systems
- Water treatment systems
- Industrial plants

Features and benefits

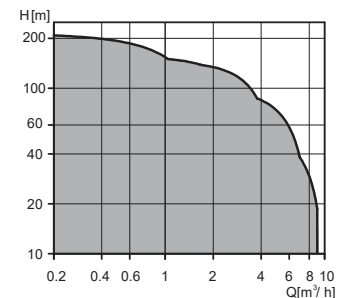
- High-flow
- High inlet pressure
- Simple installation

Options

- MGE motor
- MG motor

SQ, SQE

3" submersible pumps



Technical data

Flow rate	max. 9 m ³ /h
Head	max. 237 m
Liquid temperature	0-40 °C
Installation depth	max. 150 m

Applications

- Domestic water supply systems
- Groundwater supply to waterworks
- Irrigation in horticulture and agriculture
- Groundwater lowering
- Industrial applications

Features and benefits

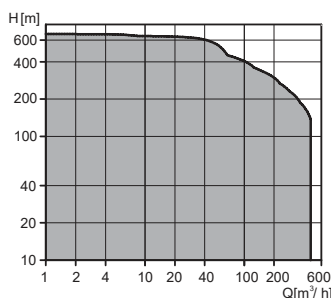
- Integrated dry-running protection
- Overload protection
- Overtemperature protection
- Over- and undervoltage protection
- Protection against upthrust
- Wear resistance
- Soft start
- High efficiency

Options

- SQE can be protected, monitored and controlled by the CU 300 and CU 301.

SP A, SP, SPE

4", 6", 8", 10" submersible pumps



Technical data

Flow rate	max. 280 m ³ /h
Head	max. 670 m
Liquid temperature	0-60 °C
Installation depth	max. 600 m

Applications

- Groundwater supply to waterworks
- Irrigation in horticulture and agriculture
- Groundwater lowering
- Pressure boosting
- Industrial applications
- Fountains
- Mining
- Offshore

Features and benefits

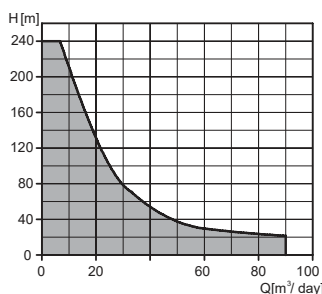
- High efficiency
- Stainless steel components and replaceable wear parts for long service life
- Sand content up to 150 g/m³

Options

- Available in 3 grades of stainless steel, EN 1.4301, EN 1.4401, or EN 1.4539
- A wide range of accessories
- Grundfos GO Remote, wireless remote control
- Complete range of zinc anodes for SP
- Complete range of flow sleeves for SP
- MP 204 motor protection
- Frequency drive CUE for maximum flexibility

SQFlex

Renewable energy-based water supply systems



Technical data

Flow rate	max. 90 m ³ /day
Head	max. 250 m
Liquid temperature	0-40 °C
Supply voltage	30-300 VDC, 1 × 90-240 V, 50/60 Hz
Installation depth	max. 150 m

Applications

- Villages, schools, hospitals, single-family houses
- Farms and greenhouses
- Game parks and game farms
- Conservation areas

Features and benefits

- Energy supply from solar modules, wind turbine, generator, or batteries
- Maximum power point tracking, MPPT
- Simple installation
- Reliable water supply
- Maintenance-free
- Expansion possibilities
- Cost-efficient pumping
- Dry-running protection

MS

Stainless-steel 4" and 6" submersible asynchronous motors and 6" synchronous permanent magnet motors



Technical data

Motor sizes

4"	0.37 - 7.5 kW
6"	5.5 - 30 kW
6" (permanent magnet)	4.0 - 45 kW

Applications

The Grundfos MS submersible motors can be fitted on all Grundfos SP A, SP pumps and can be used in the BM high-pressure booster modules.

The 6" synchronous permanent magnet motors have up to 10 points higher efficiency and run cooler than the asynchronous motors.

Features and benefits

- Liquid temperature: 0-60 °C
- Overtemperature protection through power cable by a built-in Tempcon temperature transmitter or via a Pt100/Pt1000 with a control cable
- Standardised NEMA flange and shaft end
- Mechanical shaft seal, ceramic/carbon or SiC/SiC
- Completely encapsulated in stainless steel
- Canned type submersible motor, all surfaces in contact with the liquid are made of stainless steel
- Liquid-cooled and liquid-lubricated bearings
- Suitable for VFD in combination with sine-wave output filter

Options

- Material variants EN 1.4301 and EN 1.4539
- MP204 motor protection
- CUE and RSI frequency converters

MMS

Stainless steel 6", 8", 10", 12" rewindable submersible motors



Technical data

Motor sizes

6"	3.7 - 45 kW
8"	22-110 kW
10"	75-190 kW
12"	147-250 kW

Applications

The Grundfos MMS submersible rewindable motors can be fitted on all Grundfos SP pumps.

Features and benefits

- Liquid temperature: 0-50 °C
- Easily rewound
- Protection against upthrust
- High efficiency
- 6" and 8" having standardised NEMA flange and shaft end
- Mechanical shaft seal, ceramic/carbon or SiC/SiC
- Suitable for VFD in combination with sine-wave output filter
- PE/PA windings

Options

- Material variants: EN 1.4301/GG, EN 1.4401, and EN 1.4539
- Overtemperature protection: Pt100/Pt1000
- MP204 motor protection
- CUE and RSI frequency converters

MGFlex

Renewable energy-based motors and water supply systems



Technical data

- Power input (P1): 40 to 880 W and 60 to 1730 W
- Motor speed: 1000 to 3600 rpm
- Maximum input current: 4.6 and 8.9 A
- 30-300 VDC
- 1 × 90-240 VAC, 50/60 Hz
- Motor mountable on Grundfos CR and MTR as floating pumps

Applications

The Grundfos solar surface pump system is designed for renewable energy supply. Powered by a solar panel, the system is especially suitable for supplying water in the following applications:

- Irrigation
- Watering of livestock
- Pressure boosting
- Floating pump
- Recirculation of swimming-pool water (OEM)

Features and benefits

- Energy supply from solar modules, generators, or batteries
- Maximum power point tracking, MPPT
- Over- and undervoltage protection
- Wide voltage range
- Overload protection
- Overtemperature

Options

- CIM add-on module for communication to GRM

RSI

Renewable solar inverter for three-phase pumps



Technical data

Input voltage	400-800 VDC
	230-400 VDC
Output voltage:	3 × 208-240 VAC
	3 × 380-440 VAC

Motor sizes from 1.5 kW to 250 kW

Applications

The intelligent off-grid Solar Inverter (RSI) is designed to operate with large Grundfos pumps, expanding possibilities for solar water solutions and offering low or nearly no operating costs.

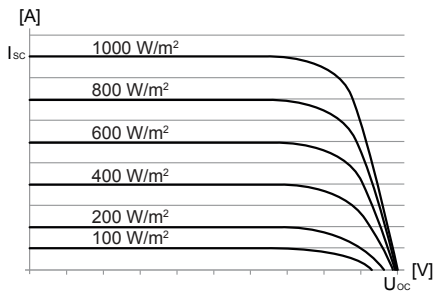
The RSI is easy to set up and install, and can easily be connected with SP submersible pumps as well as a broad range of Grundfos pumps. It creates a modular system, which allows maximum component-flexibility.

Features and benefits

- Energy supply from solar modules and generators
- Up to IP66 weatherproof outdoor installation
- Quick setup with Grundfos pumps
- AC/DC compatible
- Maximum power point tracking, MPPT
- Over- and undervoltage protection
- Overload protection
- Overcurrent protection
- Overtemperature protection of inverter
- Operation history

Solar modules

Solar modules for pumps and systems relying on a renewable energy source



Technical data

Peak power	270 W
Voltage (Ump)	31.4 VDC
Current (Imp)	8.76 A
Connector	MC4
Net weight	18 kg

Applications

Grundfos solar modules are suitable for the SQFlex, MGFlex, and RSI water supply systems based on renewable energy sources. Each solar module is equipped with plugs and sockets for easy connection of several modules in parallel or series. Plugs and cables are accessories for some models. The solar modules must be mounted on a support structure, tilted at an angle ensuring optimum utilisation of solar energy.

Warranties

Power output:

- 25-year limited warranty at 80 % power output
- 12-year limited warranty at 90 % power output

Workmanship: 2 years

CU 200, CIU 283, IO50, IO101, IO101 B

Renewable energy controllers



Technical data

- 30-300 VDC
- 1 × 90-240 VAC, 50/60 Hz

Applications

SQFlex

- CU 200: Monitoring and tank level control
- CIU 903: Monitoring and tank level control

SQFlex and CRFlex/MGFlex

- IO50: ON/OFF control
- IO101: ON/OFF control and generator backup
- IO101 B: ON/OFF control and generator backup for high current range

Features and benefits

- Easy installation
- Status indication (CU 200, CIU 283, CIU 903)
- Fault indication (CU 200, CIU 283, CIU 903)
- Automatic AC to DC switch (IO 101)
- Automatic pump operation (CU 200, CIU 283, CIU 903)

Options

- CIU 283 and CIU 903 works with GRM and Grundfos GO Remote.
- CIU 283 and CIU 903 can be used with pulsating flow meter.

CU 301, CU 300

SQE controllers



Technical data

- 100-240 VAC, 50/50 Hz
- Enclosure class IP54

Applications

CU 301

- Constant pressure

CU 300

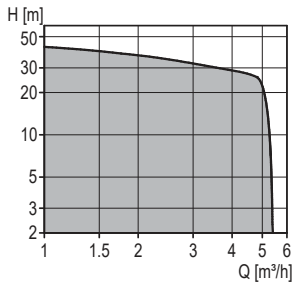
- Constant pressure
- Constant level
- Sensor monitoring
- Constant speed

Features and benefits

- Easy installation
- Grundfos GO support
- Mains Borne signalling (powerline), no additional wires needed for communication
- CU 301 safety relay
- CU 301 operation relay for compressor or chlorination
- Alarm indication

JP

Self-priming jet pumps for small-scale water supply



Technical data

Flow rate	max. 5 m ³ /h
Head	max. 48 m
Liquid temperature	0-40 °C (S1) / 60 °C (S3)
Suction lift	max. 8 m
Operating pressure	max. 6 bar

Applications

- Households
- Garden irrigation
- Car wash
- Small-scale agriculture and horticulture
- Light commercial applications
- Pool cleaning (AISI 316 variant only)

Features and benefits

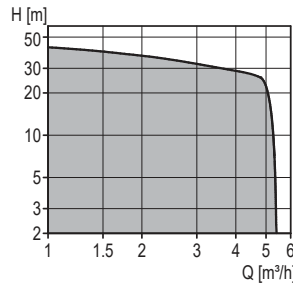
- Self-priming, featuring a suction lift up to 8 m
- Robust design and corrosion-free materials to ensure a long lifetime
- Lifting handle for easy moving

Options

- AISI 316 variant for pool cleaning

JP Booster with pressure tank

Self-priming jet booster for small-scale water supply



Technical data

Flow rate	max. 5 m ³ /h
Head	max. 48 m
Liquid temperature	0-40 °C (S1) / 60 °C (S3)
Suction lift	max. 8 m
Operating pressure	max. 6 bar

Applications

- Single- and two-family houses
- Garden irrigation
- Car wash
- Small-scale agriculture and horticulture
- Light commercial applications

Features and benefits

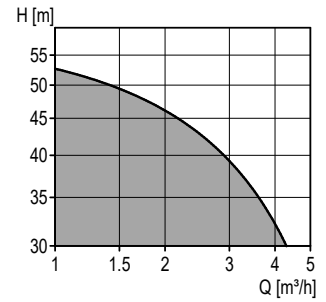
- Self-priming
- Automatic start-stop according to consumption
- Pressure gauge
- Pressure tanks to reduce starts and stops
- Reduced water hammer in the pipes

Options

- Vertical pressure tank
- Horizontal pressure tank

JPD

Self-priming centrifugal pumps and boosters suitable for suction lifts up to 27 metres.



Technical data

Flow rate	max. 12 m ³ /h
Head	max. 62 m
Liquid temperature	0-40 °C
Suction lift	max. 27 m
Operating pressure	max. 6 bar (JPD 4-47, 4-54), max. 8 bar (JPD 5-61, 8-62)

Applications

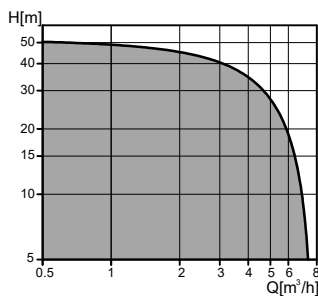
- Water supply to farmhouses
- Small-scale agriculture

Features and benefits

- Self-priming
- Suction lift up to 27 m
- Constant water supply
- Automatic start-stop in boosters

SCALA1

Fully integrated, self-priming fixed-speed pressure booster for domestic applications



Technical data

Flow rate	3-25, 3 m ³ /h
	3-35, 3.72 m ³ /h
	3-45, 3.59 m ³ /h
	5-25, 4.80 m ³ /h
	5-55, 5.33 m ³ /h
Head	3-25, max. 25 m
	3-35, max. 36 m
	3-45, max. 44 m
	5-25, max. 26 m
	5-55, max. 52 m
Liquid temperature	0-45 °C
Operating pressure	max. 8 bar

Applications

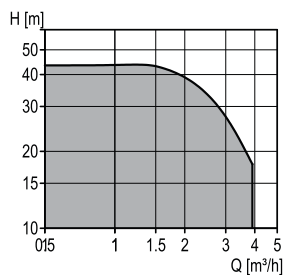
- Pressure boosting of mains water
- Pressure boosting of water from roof tanks
- Pressure boosting of water from break tanks
- Pressure boosting of water from ground water
- Water supply from shallow wells, less than 8 m
- Garden irrigation
- Water transfer

Features and benefits

- Robust design
- Easy installation
- Water on demand
- All-in-one integrated booster
- Bluetooth communication
- External input
- Twin booster enabled
- Low noise level < 55 dB(A)

SCALA2

Fully integrated, self-priming compact pressure booster with speed control for domestic applications.



Technical data

Flow rate	max. 4 m ³ /h
Head	max. 45 m
Liquid temperature	0°C up to 45-55 °C
Operating pressure	max. 10 bar

Applications

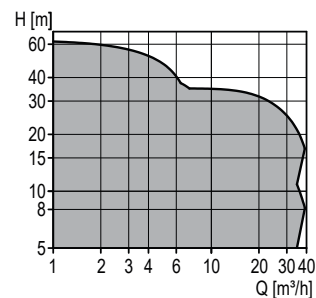
- Pressure boosting of mains water
- Pressure boosting of water from roof tanks
- Pressure boosting of water from break tanks
- Pressure boosting of water from ground water
- Water supply from shallow wells, less than 8 m

Features and benefits

- Adjustable constant pressure
- Low noise, less than 47 dB(A)
- Compact
- Robust and reliable
- Easy installation and self-priming
- Dry-running protection

NS

Centrifugal pumps and compact peripheral centrifugal pumps



Technical data

Flow rate	max. 38 m ³ /h
Head	max. 60 m
Liquid temperature	0-35 °C
Operating pressure	max. 10 bar

Applications

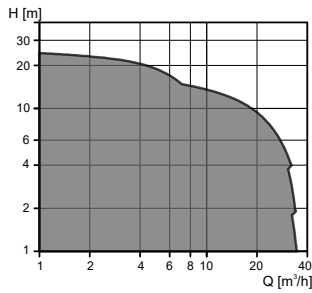
- Domestic applications
- Water supply
- Light gardening applications
- Draining and filling of cisterns
- Light industrial applications
- Pressurised boilers (anti-condensation)

Features and benefits

- Simple design
- High-quality materials to ensure excellent robustness
- Built-in overload protection for all single-phase versions

UNILIFT

Submersible drainage, effluent and sewage pumps



Technical data

Flow rate	max. 31 m ³ /h
Head	max. 26 m
Liquid temperature	0-55 °C
Installation depth	max. 10 m

Applications

- Drainage of flooded cellars
- Pumping of domestic wastewater
- Groundwater lowering
- Emptying of swimming pools and excavations
- Emptying of drain wells
- Emptying of tanks and reservoirs

Features and benefits

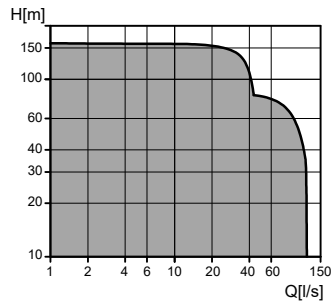
- Simple installation
- Service- and maintenance-free

Options

- UNILIFT CC is suitable for low suction.
- UNILIFT CC has an optional horizontal outlet.
- UNILIFT AP35/50 and AP35B/50B have a vortex impeller.
- UNILIFT AP35B and AP50B have auto coupling and horizontal outlet.
- UNILIFT APG has a grinder system and flexible outlet connection possibilities.
- UNILIFT KP can have a float switch for narrow pits.
- KPC 24/7 is suitable for continuous operation in applications such as fish pounds.

DWK

Heavy-duty dewatering pumps



Technical data

Flow rate	max. 120 l/s
Head	max. 160 m
Liquid temperature	0-40 °C

Applications

- Dewatering
- Construction sites
 - Excavation sites
 - Tunnels
 - Mines
 - Draining
 - Underground building pits
 - Industrial pits
 - Stormwater pits

Features and benefits

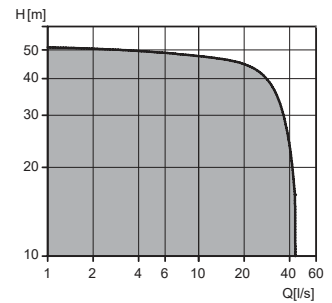
- Durability
- Ductile/high-chrome impeller
- Easy to operate
- High efficiency
- Compact design
- High-pressure capabilities

Related products and solutions

- LC 231 control unit
- MP 204

DPK

Submersible drainage pumps



Technical data

Flow rate	max. 45 l/s
Head	max. 51 m
Liquid temperature	0-40 °C

Applications

- Draining
- Underground building pits
 - Industrial pits
 - Stormwater pits

Features and benefits

- High-pressure capabilities
- Flexible installation
- Easy to service and maintain
- Supervortex impeller with special pump housing as standard

Options

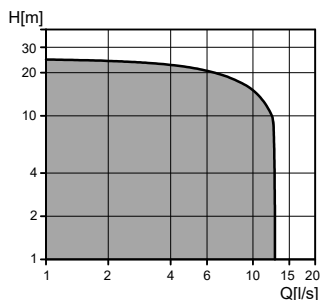
- Different outlet connections
- Auto-coupling system
- Monitoring unit

Related products and solutions

- LC 231 control unit
- MP 204

DP, EF

Drainage and effluent pumps



Technical data

Flow rate	max. 12.8 l/s (46 m ³ /h)
Head	max. 25 m
Liquid temperature	0-40 °C
Outlet diameter	Rp 2 to DN 65

Applications

- Drainage
- Effluent
- Wastewater
- Process water

Features and benefits

- Cable plug connection
- Unique clamp connection
- Single-channel and vortex impellers
- Solids passage up to 65 mm
- Unique cartridge shaft seal
- Modular design
- Minimum downtime

Options

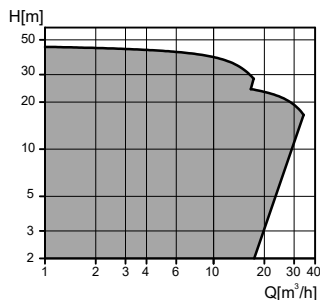
- AUTOADAPT functions
- Available in explosion-proof version
- Wide range of customised solutions

Related products and solutions

- Control DC
- Pumping stations: PS.R, PS.W and PS.G.

SEG

Grinder pumps



Technical data

Flow rate	max. 9.44 l/s
Head	max. 47 m
Liquid temperature	0-40 °C

Applications

- Pumping of wastewater with toilet waste through Ø40 and larger pipes

Features and benefits

- Service-friendly
- Installation on foot, or auto coupling
- Continuous operation with fully submerged pump
- Built-in motor protection
- SmartTrim
- Improved grinder system
- Totally sealed cable plug

Options

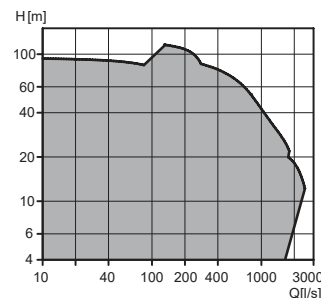
- Wide range of accessories
- Monitoring and control of one or several pumps
- AUTOADAPT functions
- Available in explosion-proof versions
- Wide range of customised solutions
- Optional for AUTOADAPT variants: Communication via GENibus, PROFIBUS DP, Modbus RTU, 3G/4G cellular, GRM GiC 3G/4G, PROFINET, Modbus TCP, GRM IP

Related products and solutions

- Control DC
- Pumping stations: PS.R, PS.W and PS.G

S pumps

Supervortex pumps, single- or multichannel impeller pumps



Technical data

Flow rate	max. 2500 l/s
Head	max. 116 m
Liquid temperature	0-40 °C
Outlet diameter	DN 80-800
Particle size	max. Ø145

Applications

- Transfer of wastewater
- Transfer of raw water
- Pumping of sludge-containing water
- Pumping of industrial effluent

Features and benefits

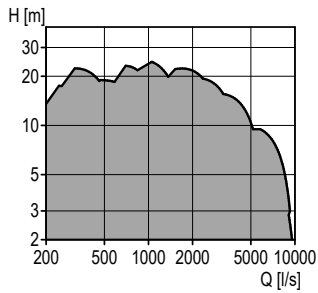
- SmartTrim
- Operation with or without a cooling jacket
- Submerged or dry installation
- Different types of impellers
- Built-in motor protection

Options

- Control and protection systems
- External cooling water
- External seal flush system
- Sensors for monitoring of pump conditions
- Various cast stainless steel versions
- Available in explosion-proof versions
- Wide range of customised solutions

KPL, KPG, KWM

Propeller and mixed-flow pumps



Technical data

Flow rate	max. 9,200 l/s
Head	max. 25 m
Liquid temperature	0-40 °C

Applications

- Flood and stormwater control
- Large volume drainage and irrigation
- Raw-water intake
- Transfer of liquids in large-scale municipal sewage treatment plants
- Circulation of large quantities of water

Features and benefits

- Patented Turbulence Optimizer™ to reduce turbulence and increase efficiency
- World-class total efficiency in a compact and lightweight design
- Self-cleaning hydraulics reducing the risk of jamming and clogging
- Available with a wide range of sensors
- Wide range of customised solutions
- Related products and solution
- SRG recirculation pumps (for lower flow rates)
- Control DC
- CUE frequency converters, available up to 250 kW
- MP 204 motor protection unit

Related information

[SRG](#)
[Control DC](#)
[CUE](#)

PS.R

PE (polyethylene) pumping stations



Technical data

Diameter	D500/400, D800/600, D1000/800, D1200/1000, D1700/1400
Depth	1.5 - 6.0 m
Outlet pipe size	DN 40-100
Liquid temperature	max. 40 °C

The pit is made of PEHD. The pipes and valves are made of PE or stainless steel.

The pumping stations are available with or without a valve chamber.

Applications

- Drainage
- Effluent, rainwater and surface water
- Wastewater

Features and benefits

- Modular flexibility
- Corrosion-free materials
- Increased sump volume to prevent buoyancy
- Easy installation
- Sturdy design
- Inlet holes drilled on site
- Sump design limits sludge and odour problems

Options

- Pumps
- Service-friendly design
- Controls and communication
- Valve chambers
- Inlet seals
- Drills for inlet seals
- Frost protection
- Ventilation package
- Covers for heavy traffic load
- Inlet screens: baffle plate or screen basket (D1700)
- Mixer (D1700)

PS.W

PE (polyethylene) and PP (polypropylene) pumping stations



Technical data

Diameter	D400, D600, D800, D1000, D2000
Depth	2.25 - 6.0 m
Outlet pipe size	DN 40-150
Liquid temperature	max. 40 °C

The pit is made of PEHD or PP. The pipes and valves are made of PE or stainless steel.

Applications

- Drainage
- Effluent, rainwater, and surface water
- Wastewater

Features and benefits

- Modular flexibility
- Corrosion-free materials
- Increased base plate to prevent buoyancy
- Easy installation
- Sturdy design
- Inlet holes drilled on site
- Sump design limits sludge and odour problems

Options

- Pumps
- Service-friendly design
- Controls and communication
- Valve chambers
- Inlet seals
- Drills for inlet seals
- Frost protection
- Ventilation package

PS.G

GRP (glass-fibre-reinforced polyester) pumping stations



Technical data

Diameter	D1200, D1400, D1600, D1800, D2000, D2200, D3000
Depth	2.0 - 8.0 m (12 m on request)
Outlet pipe size	DN 50 - DN 250
Liquid temperature	max. 40 °C

The pumping stations are made of glass-fibre-reinforced plastic (GRP), and available with or without a valve chamber. The pipes and valves are made of PE or stainless steel.

Applications

- Effluent, rainwater and surface water
- Wastewater

Features and benefits

- Modular flexibility
- Corrosion-free materials
- Easy installation
- Sturdy design
- Design of sump limits sludge and odour problems

Options

- Pumps
- Service-friendly design
- Controls and communication
- Valve chambers
- Service platform
- Baffle plate
- Screen basket
- Frost protection
- Ventilation package
- Covers for heavy traffic load
- Mixer

AMD, AMGEx, AFGEx

Mixers and flowmakers



Technical data

Liquid temperature	5-40 °C
pH value	4-10
Axial thrust	160-6632 N
Max. dynamic viscosity	500 mPa s
Max. density	1060 kg/m ³
Max. installation depth	20 m
Propeller diameter	180-2600 mm
Rotation speed	22-1410 rpm

Applications

- Municipal wastewater treatment systems
- Industrial processes
- Sludge treatment systems
- Agriculture
- Biogas plants

Features and benefits

- Wide range of flexible installation accessories
- Easy to maintain and service without special tools
- Electronic leak sensor in gearbox or shaft seal housing
- Shaft seal protected against abrasive materials
- Self-cleaning stainless-steel or polyamide propellers

Related products and solutions

- CUE frequency converters (available up to 250 kW)
- Pumping stations: PS.R, PS.W and PS.G
- MP 204
- Leak detector relay: ALR-20/A-EX

SMD, SMG, SFG

Mixer and flowmakers



Technical data

Thrust	170-7550 N
Thrust-to-power ratio	0.179 - 1.338
Liquid temperature	5-60 °C
pH value	4-10
Max. dynamic viscosity	500-5000 mPa s
Max. density	1100 kg/m ³
Max. installation depth	20 m
Propeller diameter	210-2660 mm
Rotation speed	26-1478 rpm

Applications

- Wastewater treatment plants
- Tanks for biological treatment of activated sludge
- Tanks for primary wastewater treatment
- Tanks for secondary wastewater treatment
- Mixing
- Biogas tanks
- Stormwater tanks
- Industrial processes
- Sludge treatment systems
- Agriculture

Features and benefits

- High thrust-to-power ratios
- Low energy consumption
- Smooth design, strong axial gear for high hydrodynamic efficiency
- Integrated leak sensor
- Integrated overload and thermal protection
- Flexible installation accessories for a wide range of applications
- Service-friendly products without the need for special tools
- Robust shaft seal system for protection against abrasives
- Self-cleaning hydraulics
- Heavy-duty flowmaker

Related products and solutions

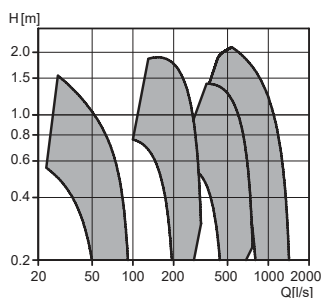
- CUE frequency converters (available up to 250 kW)
- Leak detector relay: ALR-20/A-EX
- MP 204

Related information

[CUE](#)

SRG

Submersible recirculation pumps



Technical data

Flow rate	max. 1430 l/s (5130 m ³ /h)
Head	max. 2.1 m
Liquid temperature	5-40 °C
Outlet diameter	DN 300, 500, 800

Applications

- Recirculation of activated sludge in wastewater treatment plants
- Pumping of stormwater

Features and benefits

- High-efficiency stainless-steel impeller
- Low energy consumption
- Smooth design, strong axial gear for high hydrodynamic efficiency
- Integrated leak sensor
- Integrated overload and thermal protection

Related products and solutions

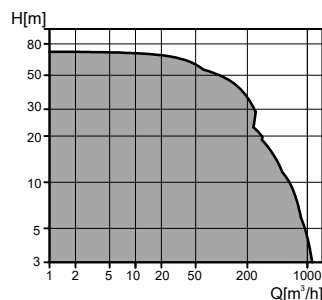
- CUE frequency converters (available up to 250 kW)
- Leak detector relay: ALR-20/A-EX
- MP 204

Related information

[CUE](#)

SE, SL

Heavy-duty submersible pumps



Technical data

Flow rate	max. 305 l/s (1100 m ³ /h)
Head	max. 71.3 m
Free passage	50-125 mm
pH range	0-14
Outlet diameter	DN 65-300

Applications

- Drainage water and surface water
- Domestic and municipal wastewater
- Industrial wastewater
- Process and cooling water
- Seawater and brackish water

Features and benefits

- Service-friendly (smartdesign)
- Reliable and energy-efficient
- Intelligent solution (AUTOADAPT)
- S-tube® or SuperVortex impellers
- Available with built-in sensors and in explosion-proof versions
- Stainless-steel grades available
- Wide range of customised solutions

Related products and solutions

- Grundfos Control DC
- Pumping stations; PS.R, PS.W and PS.G
- CUE frequency converters (available up to 250 kW)
- MP 204 motor protection unit

Related information

[PS.R](#)
[PS.W](#)
[PS.G](#)
[Control DC](#)
[CUE](#)

CU 100

Small pump control units



Technical data

Supply voltage	1 × 230, 3 × 230, 3 × 400 V, 50 Hz
----------------	---------------------------------------

Applications

The CU 100 control unit is designed for the startup, operation and protection of small pumps.

The control unit is suitable for the following operating currents:

- Single-phase: up to 9 A
- Three-phase: up to 5 A

Features and benefits

- Control of one pump
- Start-stop by a float switch or manual start-stop
- Several variants for single- and three-phase pumps
- Single-phase control units are supplied with capacitors and with or without float switch
- Three-phase control units are supplied with a float switch
- IP54 cabinet with screwed metric cable entries

LC Controller

Range of pump controllers for wastewater LC 231/LC 241 or groundwater installation LC 232/242



Technical data

	1 × 230, 3 × 230,
Supply voltage	3 × 400 V, 50/60 Hz
	DOL, SD or SST

Applications

- Wastewater transport: pressurised pumping stations, network pumping stations, road drainage
- Water intake: groundwater
- Mining and construction sites: dewatering
- Irrigation: tank filling
- Commercial buildings: wastewater discharge, dewatering

Features and benefits

- Easy installation and commission
- Intuitive user interface
- Grundfos GO commissioning wizard
- Basic control functions: empty pit, fill tank, pump alternating, water on floor, etc.
- Customer-adaptable: free configurable inputs or functions to fit specific application needs
- Monitoring and control: easy integration to SCADA via CIM module
- Peace of mind: planned maintenance, notification about issues, reliable and effective pump protection

Options

- Fault light
- ON/OFF/AUTO switch
- EX-barrier
- Electrode relay
- IO 241: extension module
- Battery backup
- Main switch
- CB (circuit breakers)
- RCD (residual-current device)
- Communication via PROFIBUS DP, Modbus RTU, 3G/4G; BACnet MS/TP, PROFINET, Modbus TCP, BACnet IP, EtherNet/IP

Control DC

Pump controller based on dedicated controls



Technical data

Supply voltage	1 × 230, 3 × 230, 3 × 400 V, 50/60 Hz
----------------	--

Applications

- Suitable in wastewater applications for emptying wastewater pits (up to six pumps)
- Pressurised pumping stations
- Network pumping stations
- Commercial buildings

Features and benefits

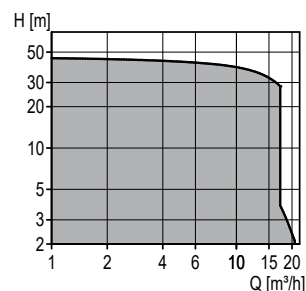
- Automatic energy optimisation
- Advanced flow calculation
- Easy installation and configuration
- Configuration wizard
- Electrical overview
- Advanced data communication
- Advanced alarm and warning priority
- Available in multiple languages
- Daily emptying
- Mixer control or flush valve
- User-defined functions
- Anti-blocking
- Start level variation
- Advanced pump alternation with pump groups
- SMS scheduling
- Communication to SCADA, BMS, GRM, or cell phone

Options

- Available as pre-assembled Control DC unit or as dedicated control module for local assembly
- CIM add-on module for communication via PROFIBUS DP, Modbus RTU, 3G/4G cellular, GRM GiC 3G/4G, PROFINET, Modbus TCP, GRM IP, EtherNet/IP

UNOLIFT/DUOLIFT

Advanced lifting stations for grey and black wastewater



Technical data

Flow rate	max. 5.5 l/s (20 m³/h)
Head	max. 46 m
Liquid temperature	0-40 °C
Outlet diameter	DN 40 / DN 50

Applications

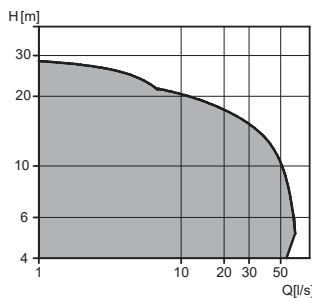

- Wastewater removal and collection from sanitary appliances
- Single- and multi-family houses
- Weekend cottages
- Restaurants
- Hotels
- Sewage systems in open land

Features and benefits

- Easy setup and installation
- Flexible pipe connection
- Solids passage up to 50 mm or use of a grinder pump
- Low risk of clogging
- Low operating costs
- Pumps with thermal protection

MULTILIFT

Advanced lifting stations for grey and black wastewater



Technical data

Flow rate	max. 60 l/s (216 m ³ /h), 31 l/s recommended (110 m ³ /h)
Head	max. 29 m
Liquid temperature	0-40 °C
Outlet diameter	DN 80-100.

Applications


- Wastewater collection from sanitary appliances and removal.
- Single- and multi-family houses
- Weekend cottages
- Restaurants
- Hotels
- Sewage systems in open land

Features and benefits

- Ready for installation
- Flexible pipe connection
- Cable plug connection
- Single-channel and vortex impellers
- Solids passage up to 100 mm
- Low risk of clogging
- Minimum downtime
- Low operating costs
- Liquidless motor cooling
- Unique cartridge shaft seal
- Modular design
- Pumps placed on or beside the collecting tank
- Equipped with level sensors and controller
- Pre-assembled and configured, ready to pump and pump

SOLOLIFT2

Domestic lifting stations



Applications

WC-1, WC-3 and CWC-3

- Designed for toilets, CWC-3 for wall-hung toilets, for easy integration into the wall

C-3

- Designed for grey wastewater from washing machines or dishwashers

D-2

- Compact design for grey wastewater from washing machines, dishwashers, etc.

Examples:

- Extra bathrooms
- Basement installations
- Low-cost bathrooms in holiday cottages
- Added facilities in hotels and guest houses
- Bathrooms for the elderly or the disabled
- Renovation of offices and other commercial buildings

Features and benefits

- Compact and slim design with smooth line and rounded edges - fits every modern bathroom environment
- Low noise level
- Flexible outlet pipe adapters for outer pipe diameters of Ø22, Ø25, Ø28, Ø32, Ø36 and Ø40
- Thermal overload switch
- Easy service
- Easy connection of extra sanitary appliances

LIFTAWAY B and C

Domestic lifting stations



Technical data

Liftaway B

Inlet dimension	3 × DN 100
Outlet connection	DN 40
Effective volume	40 l

Liftaway C

Inlet dimension	3 × DN 100 + 1 × DN 40/50
Outlet connection	DN 40
Effective volume	13 l

Applications

- Collection of drainage and surface water
- Collection and pumping of wastewater from basement and laundry rooms below sewer level
- Collection and pumping of wastewater from washbasins, washing machines, and floor drains to sewer level
- Collection and pumping of rainwater

Features and benefits

- To be fitted with UNILIFT AP12 single pump or UNILIFT CC, KP single or double pump solution

Liftaway B

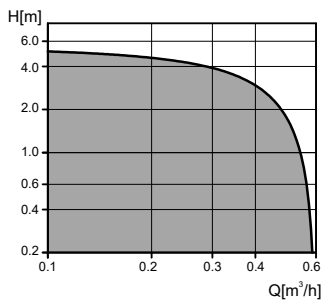
- Telescopic part for easy height adjustment
- Flexible and easy installation

Liftaway C

- Functional design and easy to clean
- Overflow protection device
- Active carbon filter to eliminate odours
- Compact and slim for easy installation under a washbasin or in a closet

CONLIFT1

Condensate lifting stations



Technical data

Flow rate	max. 588 l/h
Head	max. 5.7 m
Liquid temperature	max. 50 °C (90 °C for 5 minutes)
pH	min. 2.5
Tank volume	2.65 l
Effective volume	0.9 l

Applications

CONLIFT1 is designed for the pumping of condensate from the following:

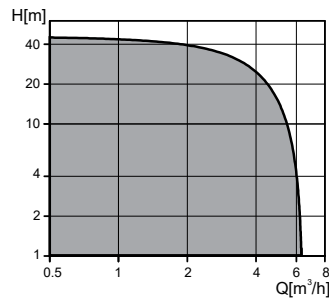
- Boilers
- Air-conditioning systems
- Cooling and refrigeration systems
- Air dehumidifiers
- Evaporators

Features and benefits

- Fully sealed against moisture and evaporation
- Very silent and smooth operation
- Neutralisation unit with granulate for pH values below 2.5
- Selectable position of neutralisation unit
- Acoustic high-water alarm device
- Boiler source off

SB

Submersible pumps for rainwater and shallow well applications



Technical data

Flow rate	max. 6.6 m³/h
Head	max. 43 m
Liquid temperature	5-40 °C
Installation depth	max. 10 m

Applications

- Rainwater applications

Features and benefits

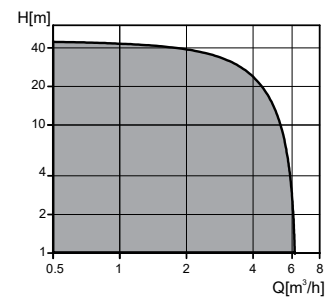
- Noiseless operation
- High reliability
- Dry-running protection
- Energy-efficient
- Lifting eye
- Motor overload protection

Options

- Float switch model available
- Floating inlet strainer model available

SBA

Fully automatic submersible pump solution for rainwater and shallow wells applications



Technical data

Flow rate	max. 6.6 m³/h
Head	max. 43 m
Liquid temperature	0-40 °C
Installation depth	max. 10 m

Applications

- Rainwater applications
- Private wells

Features and benefits

- Simplicity: all-in-one unit
- Easy installation: no external control unit
- Noiseless operation
- High reliability
- Integrated dry-running protection
- Motor overload protection
- Automatic START/STOP
- Lifting eye

Options

- Float switch model available
- Floating inlet strainer model available

LiqTec

Control and monitoring units



Applications

- Monitoring and protection of pumps and processes

Features and benefits

- Protection against dry-running
- Protection against liquid temperatures exceeding $130\text{ }^{\circ}\text{C} \pm 5\text{ }^{\circ}\text{C}$
- Protection against high motor temperatures
- Manual or automatic restarting from a remote PC
- Simple installation: plug-and-play technology
- Robust sensor

CUE

Frequency converters for three-phase pumps



Technical data

- Mains voltage: $1 \times 200\text{-}240\text{ V}$, $2 \times 200\text{-}240\text{ V}$, $3 \times 380\text{-}500\text{ V}$, $3 \times 525\text{-}600\text{ V}$ and $3 \times 525\text{-}690$

Applications

Adjustment of pump performance to demand. Together with sensors, the CUE offers the following control modes:

- Proportional differential pressure
- Constant differential pressure
- Constant pressure with or without stop function
- Constant curve (open loop)
- Constant level with or without stop function
- Constant other value
- Constant flow rate
- Constant temperature

Features and benefits

- Adjustment of pump performance to demand to save energy
- Easy installation, as CUE is designed for Grundfos pumps
- Fault indication by display and a relay, if fitted
- External setpoint influence by four programmable inputs
- Built-in cascade control of two fixed speed pumps
- High overload and constant torque
- Deragging
- Pipe filling
- Dry-running protection
- Supports the most energy-efficient motor types for higher flexibility and efficiency

Options

- Optional CIU modules for communication via LonWorks, PROFIBUS DP, GRM GiC 3G/4G, BACnet MS/TP, PROFINET, Modbus TCP, BACnet IP, Ethernet/IP, GRM IP

MP 204, IO 113, SM 113

Control and monitoring units



Technical data

- MP 204 phase-to-phase voltage 80-480(610) V
- MP 204 Current 3-120 A and up to 999 A with external current transformer
- IO 113 Supply voltage: 24 V AC/DC

Applications

- Control and monitoring units for motor protection, input-output, and sensor module

Features and benefits

- Protection against high motor temperature
- Constant monitoring of pump energy consumption
- MP 204 protection against dry-running
- IO 113 and SM 113 monitoring of water-in-oil and vibration level

Options

- For MP 204: communication to large control systems via bus communication via CIU and CIM interfaces by GENibus, PROFIBUS DP, Modbus RTU, 3G/4G cellular, GRM GiC 3G/4G, PROFINET, Modbus TCP, GRM IP
- Connection of sensors enabling control based on sensor signals
- Grundfos GO Remote, wireless remote control for MP 204

Control MPC

Control and monitoring units



Technical data

- Control of up to six identical pumps in parallel
- Motors from 0.37 - 75 kW can be connected (on request up to 315 kW)

Applications

- Water boosting
- HVAC
- District energy
- Water distribution
- Irrigation
- Industrial processes

Features and benefits

Optimal adjustment of the performance to the demand by closed-loop control of the following parameters:

- Proportional differential pressure
- Constant differential pressure
- Differential pressure, remote¹⁾
- Flow rate¹⁾
- Temperature¹⁾
- Temperature difference¹⁾

¹⁾ External sensor required

Options

- Optional add-on CIM module for communication with LONWorks, PROFIBUS DP, Modbus RTU, 3G/4G cellular, GRM GiC 3G/4G, BACnet MS/TP, PROFINET, Modbus TCP, BACnet IP, EtherNet/IP, GRM IP

Control MPC series 2000

Control and monitoring units for series 2000 pumps



Technical data

- Control of up to six Grundfos MAGNA, UPE, TPE series 2000 pumps or identical pump type and size
- Supply voltage: 1 × 100-240 V
- Compatible with all motor sizes

Applications

- HVAC
- District energy

Features and benefits

- Easy installation and startup
- Simple control
- Application-optimised software
- Modular solution with possibility of expansion

Options

- Optional add-on CIM module for communication with LONWorks, PROFIBUS DP, Modbus RTU, 3G/4G cellular, GRM GiC 3G/4G, BACnet MS/TP, PROFINET, Modbus TCP, BACnet IP, EtherNet/IP, GRM IP

Control DDD

Control and monitoring units



Technical data

- Control of up to six identical pumps in parallel
- Compatible motor power: 0.37 - 220 kW
- Enclosure class: IP55
- Up to 10 remote sensors

Applications

- Water distribution

Features

Demand Driven Distribution (DDD) offers the next level in water distribution with critical point measurement and advanced flow adaptation, resulting in the following benefits:

- Reduced leakage
- Reduced energy consumption
- Higher comfort
- Fewer pipe breaks
- Connection to SCADA via bus communication

Options

- Communication via Profibus, PROFINET

CIM, CIU

Fieldbus communication interfaces



Technical data

The CIM, CIU interfaces enable the connection of Grundfos electronic products to standard fieldbus networks. CIM can be installed as an add-on module in all E-pumps and in CU 323, CU 352, CU 354, CU 362, LC 2x1/2x2 controllers. For other products, use the CIU box with internal power supply.

Applications

- Heating systems
- Cooling systems
- Booster systems
- Industrial processes
- Water supply systems
- Wastewater pumping systems
- Dosing and disinfection

The following product ranges are supported:

- MAGNA3
- CRE, CRNE, CRIE, MTRE, CME, NBE, NKE, TPE2, TPE3, CUE
- Hydro MPC, Control MPC, Multi-E, Multi-B
- MP 204
- Control DC
- SEG, DP, EF, SL1, SLV AUTOADAPT
- DDA Dosing²⁾
- Demand-driven distribution
- Level Control LC 2xx
- CU 300, SQE
- SQFlex

²⁾ Not supported by all CIM, CIU types

Features and benefits

- Available for GENiBus, BACnet MS/TP, BACnet IP, LON, Modbus RTU, Modbus TCP, PROFIBUS DP, PROFINET IO, EtherNet/IP and cellular 3G/4G interfaces and cellular and LAN interfaces to GRM and Grundfos iSolutions Cloud
- Modular design
- Based on standard functional profiles
- Saving time and resources, allowing for predictive maintenance and plant optimisation due to remote control and monitoring

Grundfos GO Remote

Remote control for Grundfos E-products



Technical data

The mobile application is available for iOS and Android smartphones. GO Remote needs Grundfos MI301 used for both iOS and Android smartphones. GO Remote can communicate directly with Bluetooth-enabled pumps without an MI unit.

Applications

Wireless communication with Grundfos products for easy access to status information and control, including the following product types:

- MAGNA1 and MAGNA3
- UPE
- ALPHA3 (BLE)
- MIXIT (BLE)
- CRE, CRIE, CRNE, CME
- MTRE, SPKE
- TPE, TPED
- NBE, NKE
- Hydro Multi-E
- LC 23X/24X (BLE)
- SEG, DP, EF, SL1, SLV AUTOADAPT
- SQFlex
- CU 300 and CU 301
- IO 351
- MP 204
- CIU SQFlex (CIU 903 and CIU 283)
- CMBE
- SCALA1

Features and benefits

- Intuitive user interface with context-related help
- Product dashboard for quick overview
- Quick pump setup, monitoring and fault finding
- Installation report in PDF format
- Product info from Grundfos Product Center
- Finding replacement pump
- Product catalogue

Grundfos GO Balance

Hydronic balancing tool for heating systems



Technical data

The mobile application is available for iOS and Android smartphones. Grundfos GO Balance app is an easy-to-use hydronic balancing tool.

Applications

The tool offers hydronic balancing of two-string radiator systems, underfloor heating systems, and combined heating systems equipped with the following Grundfos circulators:

- ALPHA3 model B (via Bluetooth)
- ALPHA3 model A with ALPHA Reader (MI 401)
- ALPHA2 with ALPHA Reader (MI 401)
- UPM3 with ALPHA Reader (MI 401)

Features and benefits

- Increased home comfort
- Cost efficiency
- Step-by-step guide making balancing easy for professionals
- Signed PDF report documenting the balancing
- Time-saving as compared to traditional tools

Grundfos GO Link

Intuitive and effective PC tool for pumps with MGE motors



Technical data

Installed on Windows PCs or laptops, the GO Link PC tool can communicate using MI 301 (P/N 98046408) with pumps having integrated GlowPan radio or infrared communication. MI 301 must be connected to the PC by a USB cable.

For wired connections to pumps, you can use our PC tool link (PN 96705378).

Grundfos GO Link creates an overview and provides intuitive and consistent ways to operate the Grundfos pumps at the detail level you need. Grundfos GO Link can be used in environments where wireless devices are prohibited.

Grundfos GO Link can be downloaded from Grundfos Product Center along with an installation guide.

Applications

The following Grundfos products are currently supported:

- MGE – external motor
- CRE
- Hydro MPC-E
- Hydro Multi-E
- MTRE
- CME
- BMSHp pumps
- TPE2 and TPE3
- TPE(D), series 1000 and series 2000
- NBE
- NKE
- MGE for bio booster
- CMBE home booster

Features and benefits

- Premium and intuitive user interface with several user levels
- Product dashboard for quick overview
- Quick pump setup, monitoring and fault finding
- Optimal fine tuning with advanced and very detailed settings
- Export alarm and warning log to file
- Data logging for root cause analysis

DPI V.2

Differential pressure sensor for industry, V.2



Technical data

Pressure range	0-16 bar
Temperature range	0-100 °C
Power supply	12.5 - 30 VDC
Output signal	4-20 mA
Operating temperature	-30 to +120 °C

Applications

- Water treatment and distribution
- Water utility
- Water monitoring
- HVAC systems
- Chiller systems
- HPC and IT cooling systems
- Micro CHP
- Heat pumps
- Solar systems: heating and cooling

Features and benefits

- Compact design
- Standard M12 connector
- Pressure and temperature measurement in one sensor (two-in-one solution)
- Compatible with wet, aggressive media
- Accurate, linearised and temperature compensated output signal
- Quick temperature response: direct contact with medium
- Cost-effective and robust design
- System solution with Grundfos pumps

DPI

Differential-pressure sensor for industry



Technical data

Pressure range	0-10 bar
Power supply	12-30 VDC
Output signal	4-20 mA
Operating temperature	-10 to +70 °C

Applications

- Water treatment and distribution
- Water utility
- Water monitoring
- HVAC systems
- Chiller systems
- HPC and IT cooling systems
- Micro CHP
- Heat pumps
- Solar systems: heating and cooling

Features and benefits

- Compact design
- Compatible with wet, aggressive media
- Accurate, linearised and temperature-compensated output signal
- Cost-effective and robust design
- System solution with Grundfos pumps

Options

- Upgrade package for TP1000
- Power supply SI 001 PSU for cable lengths greater than 30 m

RPI, RPI+T

Relative-pressure sensor and temperature sensor, industry



Technical data

Pressure range	0-25 bar
Temp. range (RPI+T)	0-100 °C
Power supply	12.5 - 30 VDC
Output signal	4-20 mA
Operating temperature	-30 to +120 °C

Applications

- Water treatment and distribution
- Water utility
- Water monitoring
- HVAC systems
- Chiller systems
- HPC and IT cooling systems
- Micro CHP
- Heat pumps
- Solar systems: heating and cooling

Features and benefits

- Compact design
- Standard M12 connector
- RPI+T: pressure and temperature measurement in one sensor (two-in-one solution)
- Compatible with wet, aggressive media
- Accurate, linearised and temperature-compensated output signal
- RPI+T: quick temperature response (direct contact with medium)
- Cost-effective and robust design
- System solution with Grundfos pumps

RPS, DPS

Relative- and differential-pressure sensors, standard for liquids



Technical data

RPS range:	0-16 bar
DPS range:	0-10 bar
Power supply:	5 VDC PELV
RPS output signal:	0.5 - 3.5 V
DPS output signal:	0.5 - 4.5 V
Operating temperature:	0-100 °C
Temperature range:	0-100 °C

Applications

- Water treatment and distribution
- Water utility
- Water monitoring
- HVAC systems
- Chiller systems
- HPC and IT cooling systems
- Micro CHP
- Heat pumps
- Solar systems: heating and cooling

Features and benefits

- Compact design
- Pressure- and temperature-sensor in-one (two-in-one solution)
- Compatible with wet, aggressive media
- Accurate, linearised and temperature-compensated output signal
- Quick temperature response: direct contact with medium
- Cost-effective and robust design
- System solution with Grundfos pumps

Options

- SI 010 CNV power supply and signal converter for desired output signals: 4-20 mA, 1-5 V and 2-10 V

VFI

Vortex flow sensor, industry



Technical data

Flow range:	0.3 - 240 m ³ /h
Power supply:	12.5 - 30 VDC
Output signal:	0.5 - 3.5 V
Operating temperature:	0-100 °C

Applications

- Water treatment and distribution
- Water utility
- Water monitoring
- HVAC systems
- Chiller systems
- HPC and IT cooling systems
- Micro CHP
- Heat pumps
- Solar systems: heating and cooling

Features and benefits

- Compact design
- No moving parts
- Compatible with wet, aggressive media
- Accurate, linearised and temperature-compensated output signal
- Quick temperature response: direct contact with medium
- Cost-effective and robust design
- System solution with Grundfos pumps

VFS

Vortex flow sensors for liquids, standard



Technical data

Flow range:	1-400 l/min
Power supply:	5 V DC PELV
Output signal:	0.5 - 3.5 V
Operating temperature:	0-100 °C
Temperature range:	0-100 °C

Applications

- Water treatment and distribution
- Water utility
- Water monitoring
- HVAC systems
- Chiller systems
- HPC and IT cooling systems
- Micro CHP
- Heat pumps
- Solar systems: heating and cooling

Features and benefits

- Compact design
- Flow and temperature measurement in one sensor (two-in-one solution)
- No moving parts
- Compatible with wet, aggressive media
- Accurate, linearised and temperature-compensated output signal
- Quick temperature response: direct contact with medium
- Cost-effective and robust design
- System solution with Grundfos pumps

Options

- Power supply and signal converter SI 010 CNV for desired output signals of 4-20 mA, 1-5 V and 2-10 V

Grundfos level transmitter type S

Standard general purpose, for measurements under 50 m



Technical data

Measuring range	0-50 m
Cable length	10-50 m
Output	4-20 mA
Power supply	DC 10-30 V
Operating conditions	-20 to +50 °C

Applications

- Wastewater
- Drinking water
- Other applications that require hydrostatic level transmission below the 50 m measurement range

Features and benefits

- High electrical robustness
- Optimised configurations in water inlet for clean water and waste water applications

Accessories

- Cable hanger
- Junction box

Grundfos level transmitter type E

Endurance purpose, for measurements above 50 m



Technical data

Measuring range	0-160 m
Cable length	25-160 m
Output	4-20 mA
Power supply	DC 10-30 V
Operating conditions	0-50 °C

Applications

- Drinking water
- Deep drinking water wells
- Grundfos submersible pumps (SP and SQ)
- Other applications requiring hydrostatic level transmission above 50 m measurement range

Features and benefits

- High electrical robustness
- Optimised configurations in water inlet for clean water and waste water applications

Accessories

- Cable hanger
- Junction box

Grundfos level transmitter type W

For particularly difficult waste water and hard chemical level measurements



Technical data

Measuring range	0-5 m
Cable length	25 m
Output	4-20 mA
Power supply	DC 12-30 V
Operating conditions	-20 to +60 °C

Applications

- Wastewater
- Chemicals
- Other applications requiring hydrostatic level transmission

Features and benefits

- High electrical robustness
- Superior performance on resisting grease build-up enabling longer service intervals

Accessories

- Cable hanger
- Junction box

MS1 series float switches

Range of high quality float switches for a wide use of applications



Technical data

Cable length	3-50 m (dependent on variant)
Temperature	max. 80 °C
Switching point	10 °C
Housing material	Dependent on variant
Cable material	Dependent on variant

Applications

- Pump stations
- Wells
- Pump chambers
- Bottling plants

Features and benefits

- Good thermal and chemical properties
- Balanced weight to resist grease build-up
- Wide range of applications
- Can be used for filling, emptying, and high or low alarms

Available variants

- MS1, standard range
- MS1 ACS, drinking water approved
- MS1 EX, explosion-proof
- MS1 C, for harsh chemicals
- MS1 UL, for US use
- M2, smaller version of MS1

Accessories

- Counterweight and wall hanger

ISP40, ISP44 pressure transmitters



Technical data

ISP40

Measuring range, ISP 40	0-16 bar
Measuring range, ISP 44	0-25 bar
Output	4-20 mA
Power supply	DC 8-28 V
Electrical connection	M12
Liquid temperature	-40 to +100 °C
Material of construction, ISP40	304 AISI stainless steel
Material of construction, ISP44	316 AISI stainless steel
Diaphragm	316 AISI stainless steel
Enclosure class	IP67

Applications

- Industrial applications
- Booster systems for domestic and commercial buildings
- Water treatment and distribution
- Irrigation

Features and benefits

- Hermetically sealed media interface (fully welded stainless steel)
- Integrated leak seal guard to ensure that no leakage through the cable is possible
- Superior shock and vibration resistance
- High overload and burst pressure
- Robust electronics platform for harsh electrical environments

Accessories

- Various cable lengths with straight or angled M12 connectors are available.

Titanium pressure and level sensors

For particularly demanding applications.
Grundfos DPI, Danfoss P40 and Jumo S29



Technical data

Grundfos DPI	Grundfos Direct sensor for measuring differential pressure: 0 - 2.5 bar
Danfoss P40	Danfoss relative pressure sensor: 0-100 bar
Jumo S29	Level transmitter for level measurements requiring EX approvals or for titanium requirements

Applications

- Corrosive media, such as sea water

Features and benefits

- Titanium for higher robustness, and more demanding applications

SITRANS MAG 3100

General purpose flow sensor for conductive liquids



Technical data

DN size	DN 50-300
Ambient temperature	-40 to +100 °C
Flange material	Carbon steel ASTMA A 105
Line material	Soft rubber (Neoprene)

Applications

- Wastewater treatment
- Chemical industry
- Oil and gas industry
- Mining and cement industry

Features and benefits


- Allowing for cleaning pigs to pass through
- Ability to measure flow of media with large particles
- Wide range of approvals

Accessories

- MAG 5000 or 6000 transmitter
- Communication modules
- Wall mount
- Cables (10-50 m)

SITRANS MAG 5100

Flow sensor for most water applications



Technical data

DN size	DN 25-500
Ambient temperature	-40 to +70 °C
Flange material	Carbon steel ASTMA A 105
Line material	EPDM and NBR

Applications

- Wastewater treatment
- Water treatment
- Irrigation
- Food and dairy

Features and benefits

- Allowing for cleaning pigs to pass through
- Coned design for better low-flow accuracy and leak detection
- Wide range of approvals

Accessories

- MAG 5000 or 6000 transmitter
- Communication modules
- Wall mount
- Cables (10-50 m)

SITRANS Radar level

Loop-powered Probe LR 100 level transmitter for continuous level measurement up to 8 metres



Technical data

Measuring range	0-8 m
Output	4-20 mA
Power supply	DC 12-35 V
Operating conditions	-40 to +60 °C
Enclosure class	IP66

Applications

- Storage type vessels
- Simple process vessels with some surface agitation
- Liquids
- Slurries

Features and benefits

- Chemically resistant PVDF enclosure
- Approved for open-air applications outside of a tank
- Compact design fitting in limited space installations
- Bluetooth connectivity for easy setup with SITRANS mobile IQ
- W band FMCW radar yielding narrow beam with small antenna for superior performance in short-range applications

SITRANS Ultrasonic level

Probe LU 240 level transmitter for measurements up to 12 metres



Technical data

Measuring range	0-12 m
Output	4-20 mA
Power supply	DC 24-30 V
Operating conditions	-40 to +80 °C
Enclosure class	IP67

Applications

- Storage type vessels
- Simple process vessels with some surface agitation
- Liquids
- Slurries
- Open channels

Features and benefits

- Easy installation and simple startup
- Process Intelligence signal processing
- Auto False Echo Suppression for fixed obstruction avoidance

Accessories

- Lock Nut 2" BSPT f Sitrans LU
- Box bracket
- Universal mounting adapter DN 65/3" ANSI (flange adapter)

Temperature sensor (Pt100)

The temperature sensor offers an easy and cost-efficient way to equip our MGE and CUE control products with a robust temperature measurement feature. The sensor can be mounted directly onto CR pumps.



Technical data

Measuring range	-50 to +200 °C
Sensor element	Pt100
Process connection	G1/2" or R1/4"
Protection tube	AISI 316L stainless steel
Cable material	Silicon
Cable length	2 m
Connection	2-wire
Enclosure class	IP67

Applications

- HPC and IT cooling systems
- HVAC systems
- Temperature control systems
- Water treatment and distribution systems

Features and benefits

- Robust, high protection against moisture
- One version with G1/2" O ring for fast and easy fitting in the CR vent hole and related products
- R 1/4" version for installation in an external piping application

ITS temperature transmitter

Temperature transmitter, standard for liquids



Technical data

Measuring range	-10 to +120 °C
Sensor element	Silicon-based MEMS
Output signal	4-20 mA
Power supply	DC 12-30 V
Sensor enclosure	Composite (PPS)
Cable material	Silicon
Cable length	Maximum 3 m
Connection	2-wire
Enclosure class	IP44

Applications

- HVAC systems
- Temperature control and chiller systems
- Renewable energies, such as heat pumps, solar thermals, fresh water, and micro-CHP systems
- Monitoring and control systems
- Water treatment plants
- Water utility and distribution systems
- HPC and IT cooling systems

Features and benefits

- MEMS technology
- Direct contact with the aqueous media resulting in fast response time
- Plug and play for quick setup
- Smart system solution with Grundfos pump controls
- Compact and robust design
- Suitable for a wide range of applications

PM1, PM2 pressure managers

PM1 and PM2 pressure managers are designed for automatic start-stop control of Grundfos pumps and other water supply pumps.



Technical data

Operating pressure	max. 10 bar
Liquid temperature	0-55 °C
Ambient temperature	0-55 °C
Current	max. 10 A

Applications

- Single-family houses
- Blocks of flats
- Summer houses and holiday cottages
- Horticulture and gardening
- Agriculture
- Rainwater applications

Features and benefits

- User-friendly interface
- Free position in the installation
- Flexible power supply
- Incorporates pump-protecting functions

PM TWIN

PM TWIN is designed for automatic start-stop control of two pumps operating as duty standby.



Technical data

Operating pressure	max. 10 bar
Liquid temperature	0-60 °C
Ambient temperature	0-55 °C
Current	max. 10 A

Applications

- Single-family houses
- Blocks of flats
- Summer houses and holiday cottages
- Horticulture and gardening
- Agriculture
- Rainwater applications

Features and benefits

- Twin pump control
- User-friendly interface
- Free position in the installation
- Flexible power supply
- Incorporates pump-protecting functions

PM Rain

PM Rain is designed for automatic start-stop of pumps in rainwater-harvesting installations



Technical data

Flow rate	max. 75 l/min
Mains pressure, p	max. 200 kPa
Ambient temperature	max. 40 °C
Liquid temperature	0-40 °C
Voltage	240 V, 50 Hz
Mains inlet	3/4" BSP (female)
Pump inlet	1" (male)
Home-only outlet	3/4" (female)
Garden-only outlet	1" (male)

Applications

- PM Rain allows utilising harvested rainwater for toilet flushing and laundry applications, with the added benefit of mains water backup. Used with a Grundfos pump, either a submersible or above-ground pump depending on the tank
- Single-family houses
- Summer houses and holiday cottages
- Horticulture and gardening
- Rainwater applications

Features and benefits

- WaterMark Approval
- Quick installation - no float
- Dual check valve for backflow prevention
- Garden supply from tank only
- Water source indicator lights
- Switches to mains water in the event of power failure
- Automatic start-stop based on demand

Special notice

Only available in the Asia-Pacific region

GT Pressure tanks

Diaphragm and bladder tanks for expansion and pressure boosting



Technical data

Diaphragm tanks

Tank size	8-5000 l
Horizontal tank size	20-100 l
Tank body material	Low-carbon sheet steel (GT-C: composite body)
Liquid temperature	Max. 90 °C (GT-HR)
Product range	GT-C, GT-D, GT-H and GT-HR
Operating pressure	6, 8, 10, and 16 bar

Bladder tanks

Vertical tank size	8-5000 l
Tank body material	Low-carbon sheet steel
Flange material	Stainless steel EN 1.4401 (AISI 316)
Liquid temperature	Max. 90 °C
Operating pressure	6, 8, 10, and 16 bar
Product range	GT-U, GT-U+
Options	Coated flange (GT-U)

Applications

- Domestic, commercial, and industrial systems
- Water supply
- Boosting
- Irrigation
- Heating and chilled-water systems

Features and benefits

- Optimal water supply
- Controlled pressure
- Reduced number of pump starts
- Ideal for drinking water
- Indoor and outdoor use. C2 corrosivity category rated according to IOS 12944
- Replaceable bladder

Grundfos Product Center

Online search and sizing tool to help you make the right choice.

From the international view, you can select your specific country to view the product range available to you.

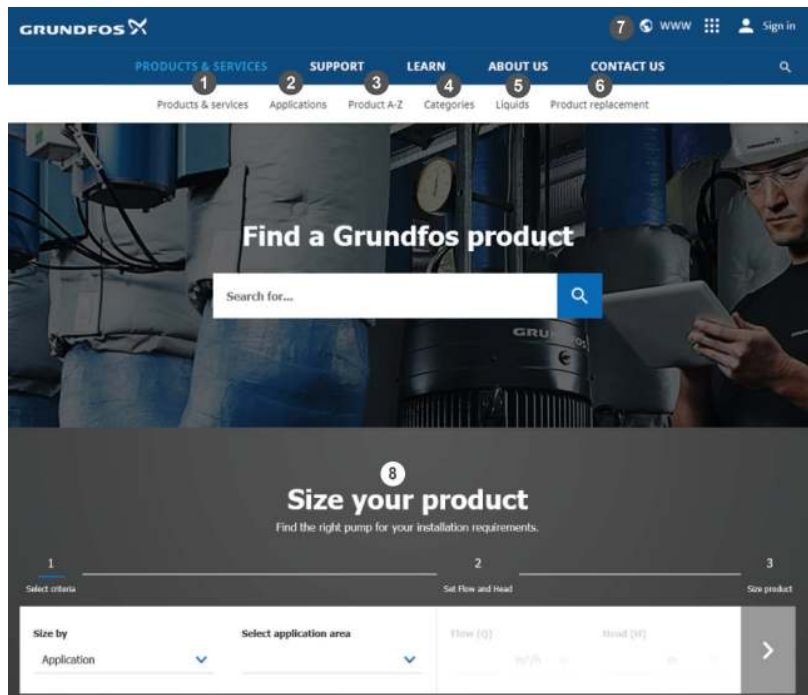
International view: <http://product-selection.grundfos.com>

All the information you need in one place

Performance curves, technical specifications, pictures, dimensional drawings, motor curves, wiring diagrams, spare parts, service kits, 3D drawings, documents, system parts. The Product Center displays any recent and saved items - including complete projects - right on the main page.

Downloads

On the product pages, you can download installation and operating instructions, data booklets, service instructions, etc., in PDF format.



When you select your country, you will see the menus below. Note that some menus may not be available depending on the country.

Example: <https://product-selection.grundfos.com/uk>

Pos.	Description
1	Products & services enables you to find products and documents by typing a product number or name into the search field.
2	Applications enables you to choose an application to see how Grundfos can help you design and optimise your system.
3	Products A-Z enables you to look through a list of all the Grundfos products.
4	Categories enables you to look for a product category.
5	Liquids enables you to find pumps designed for aggressive, flammable or other special liquids.
6	Product replacement enables you to find a suitable replacement.
7	WWW enables you to select the country, which changes the language, the available product range and the structure of the website.
8	Sizing enables you to size a product based on your application and operating conditions.

Argentina
Bombas GRUNDFOS de Argentina S.A.
Ruta Panamericana km. 37.500Industin
1619 - Garin Pcia. de B.A.
Tel.: +54-3327 414 444
Fax: +54-3327 45 3190

Australia
GRUNDFOS Pumps Pty. Ltd.
P.O. Box 2040
Regency Park
South Australia 5942
Tel.: +61-8-8461-4611
Fax: +61-8-8340-0155

Austria
GRUNDFOS Pumpen Vertrieb Ges.m.b.H.
Grundfosstraße 2
A-5082 Grödig/Saltzburg
Tel.: +43-6246-883-0
Fax: +43-6246-883-30

Belgium
N.V. GRUNDFOS Bellux S.A.
Boomsesteenweg 81-83
B-2630 Aartselaar
Tel.: +32-3-870 7300
Fax: +32-3-870 7301

Belarus
Представительство ГРУНДФОС в Минске
220125, Минск
ул. Шафарнянская, 11, оф. 56, БЦ «Порт»
Тел.: +375 17 397 397 3
+375 17 397 397 4
Факс: +375 17 397 397 1
E-mail: minsk@grundfos.com

Bosnia and Herzegovina
GRUNDFOS Sarajevo
Zmaja od Bosne 7-7A
BiH-71000 Sarajevo
Tel.: +387 33 592 480
Fax: +387 33 590 465
www.ba.grundfos.com
E-mail: grundfos@bih.net.ba

Brazil
BOMBAS GRUNDFOS DO BRASIL
Av. Humberto de Alencar Castelo Branco, 630
CEP 09850 - 300
São Bernardo do Campo - SP
Tel.: +55-11 4393 5533
Fax: +55-11 4343 5015

Bulgaria
Grundfos Bulgaria EOOD
Slatina District
Iztocna Tangenta street no. 100
BG - 1592 Sofia
Tel.: +359 2 49 22 200
Fax: +359 2 49 22 201
E-mail: bulgaria@grundfos.bg

Canada
GRUNDFOS Canada inc.
2941 Brighton Road
Oakville, Ontario
L6H 6C9
Tel.: +1-905 829 9533
Fax: +1-905 829 9512

China
GRUNDFOS Pumps (Shanghai) Co. Ltd.
10F The Hub, No. 33 Suhong Road
Minhang District
Shanghai 201106 PRC
Tel.: +86 21 612 252 22
Fax: +86 21 612 253 33

Columbia
GRUNDFOS Colombia S.A.S.
Km 1.5 vía Siberia-Cota Conj. Potrero Chico,
Parque Empresarial Arcos de Cota Bod. 1A,
Cota, Cundinamarca
Tel.: +57(1)-2913444
Fax: +57(1)-8764586

Croatia
GRUNDFOS CROATIA d.o.o.
Buzinski prilaz 38, Buzin
HR-10010 Zagreb
Tel.: +385 1 6595 400
Fax: +385 1 6595 499
www.hr.grundfos.com

Czech Republic
GRUNDFOS Sales Czechia and Slovakia s.r.o.
Čajkovského 21
779 00 Olomouc
Tel.: +420-585-716 111

Denmark
GRUNDFOS DK A/S
Martin Bachs Vej 3
DK-8850 Bjerringbro
Tel.: +45-87 50 50 50
Fax: +45-87 50 51 51
E-mail: info_GDK@grundfos.com
www.grundfos.com/DK

Estonia
GRUNDFOS Pumps Eesti OÜ
Peterburi tee 92G
11415 Tallinn
Tel.: + 372 606 1690
Fax: + 372 606 1691

Finland
OY GRUNDFOS Pumput AB
Trukkikuja 1
FI-01360 Vantaa
Tel.: +358-(0) 207 889 500

France
Pompes GRUNDFOS Distribution S.A.
Parc d'Activités de Chesnes
57, rue de Malacombe
F-38290 St. Quentin Fallavier (Lyon)
Tel.: +33-4 74 82 15 15
Fax: +33-4 74 94 10 51

Germany
GRUNDFOS GMBH
Schlüterstr. 33
40699 Erkrath
Tel.: +49-(0) 211 929 69-0
Fax: +49-(0) 211 929 69-3799
E-mail: infoservice@grundfos.de
Service in Deutschland:
kundendienst@grundfos.de

Greece
GRUNDFOS Hellas A.E.B.E.
20th km. Athinon-Markopoulou Av.
P.O. Box 71
GR-19002 Peania
Tel.: +0030-210-66 83 400
Fax: +0030-210-66 46 273

Hong Kong
GRUNDFOS Pumps (Hong Kong) Ltd.
Unit 1, Ground floor, Siu Wai industrial Centre
29-33 Wing Hong Street & 68 King Lam Street,
Cheung Sha Wan
Kowloon
Tel.: +852-27861706 / 27861741
Fax: +852-27858664

Hungary
GRUNDFOS Hungária Kft.
Tópark u. 8
H-2045 Törökbálint
Tel.: +36-23 511 110
Fax: +36-23 511 111

India
GRUNDFOS Pumps india Private Limited
118 Old Mahabalipuram Road
Thoraiakkam
Chennai 600 097
Tel.: +91-44 2496 6800

Indonesia
PT GRUNDFOS Pompa
Graha intirub Lt. 2 & 3
Jln. Cillitan Besar No.454. Makasar, Jakarta
Timur
ID-Jakarta 13650
Tel.: +62 21-469-51900
Fax: +62 21-460 6910 / 460 6901

Ireland
GRUNDFOS (Ireland) Ltd.
Unit A, Merrywell Business Park
Ballymount Road Lower
Dublin 12
Tel.: +353-1-4089 800
Fax: +353-1-4089 830

Italy
GRUNDFOS Pompe Italia S.r.l.
Via Gran Sasso 4
I-20060 Truccazzano (Milano)
Tel.: +39-02-95838112
Fax: +39-02-95309290 / 95838461

Japan
GRUNDFOS Pumps K.K.
1-2-3, Shin-Miyakoda, Kita-ku
Hamamatsu
431-2103 Japan
Tel.: +81 53 428 4760
Fax: +81 53 428 5005

Korea
GRUNDFOS Pumps Korea Ltd.
6th Floor, Aju Building 679-5
Yeoksam-dong, Kangnam-ku, 135-916
Seoul, Korea
Tel.: +82-2-5317 600
Fax: +82-2-5633 725

Latvia
SIA GRUNDFOS Pumps Latvia
Deglava biznesa centrs
Augusta Deglava ielā 60
LV-1035, Rīga,
Tel.: + 371 714 9640, 7 149 641
Fax: + 371 914 9646

Lithuania
GRUNDFOS Pumps UAB
Smolensko g. 6
LT-03201 Vilnius
Tel.: + 370 52 395 430
Fax: + 370 52 395 431

Malaysia
GRUNDFOS Pumps Sdn. Bhd.
7 Jalan Peguam U1/25
Glenmarie industrial Park
40150 Shah Alam, Selangor
Tel.: +60-3-5569 2922
Fax: +60-3-5569 2866

Mexico
Bombas GRUNDFOS de México
S.A. de C.V.
Boulevard TLC No. 15
Parque industrial Stiva Aeropuerto
Apodaca, N.L. 66600
Tel.: +52-81-8144 4000
Fax: +52-81-8144 4010

Netherlands
GRUNDFOS Netherlands
Veluwezoom 35
1326 AE Almere
Postbus 22015
1302 CA ALMERE
Tel.: +31-88-478 6336
Fax: +31-88-478 6332
E-mail: info_gnl@grundfos.com

New Zealand
GRUNDFOS Pumps NZ Ltd.
17 Beatrice Tinsley Crescent
North Harbour Industrial Estate
Albany, Auckland
Tel.: +64-9-415 3240
Fax: +64-9-415 3250

Norway
GRUNDFOS Pumper A/S
Stramsveien 344
Postboks 235, Leirdal
N-1011 Oslo
Tel.: +47-22 90 47 00
Fax: +47-22 32 21 50

Poland
GRUNDFOS Pompy Sp. z o.o.
ul. Klonowa 23
Baranowo k. Poznania
PL-62-081 Przeźmierowo
Tel.: (+48-61) 650 13 00
Fax: (+48-61) 650 13 50

Portugal
Bombas GRUNDFOS Portugal, S.A.
Rua Calvet de Magalhães, 241
Apartado 1079
P-2770-153 Paço de Arcos
Tel.: +351-21-440 76 00
Fax: +351-21-440 76 90

Romania
GRUNDFOS Pompe România SRL
S-PARK BUSINESS CENTER, Clădirea
A2, etaj 2
Str. Tipografilor, Nr. 11-15, Sector 1, Cod
013714
Bucuresti, Romania
Tel.: 004 021 2004 100
E-mail: romania@grundfos.ro

Russia
ООО Грундфос Россия
ул. Школьная, 39-41
Москва, RU-109544, Russia
Тел. (+7) 495 564-88-00 (495) 737-30-00
Факс (+7) 495 564 8811
E-mail grundfos.moscow@grundfos.com

Serbia
Grundfos Srbija d.o.o.
Omladinskih brigada 90b
11070 Novi Beograd
Tel.: +381 11 2258 740
Fax: +381 11 2281 769
www.rs.grundfos.com

Singapore
GRUNDFOS (Singapore) Pte. Ltd.
25 Jalan Tukang
Singapore 619264
Tel.: +65-6681 9688
Fax: +65-6681 9689

Slovakia
GRUNDFOS s.r.o.
Prievozská 4D 821 09 BRATISLAVA
Tel.: +421 2 5020 1426
sk.grundfos.com

Slovenia
GRUNDFOS LJUBLJANA, d.o.o.
Leskoškova 9e, 1122 Ljubljana
Tel.: +386 (0) 1 568 06 10
Fax: +386 (0) 1 568 06 19
E-mail: tehnika-si@grundfos.com

South Africa
GRUNDFOS (PTY) LTD
16 Lascelles Drive, Meadowbrook Estate
1609 Germiston, Johannesburg
Tel.: (+27) 10 248 6000
Fax: (+27) 10 248 6002
E-mail: lgradidge@grundfos.com

Spain
Bombas GRUNDFOS España S.A.
Camino de la Fuentecilla, s/n
E-28110 Algete (Madrid)
Tel.: +34-91-848 8800
Fax: +34-91-628 0465

Sweden
GRUNDFOS AB
Box 333 (Lunnagårdsgatan 6)
431 24 Mölndal
Tel.: +46 31 332 23 000
Fax: +46 31 331 94 60

Switzerland
GRUNDFOS Pumpen AG
Bruggacherstrasse 10
CH-8117 Fällanden/ZH
Tel.: +41-44-806 8111
Fax: +41-44-806 8115

Taiwan
GRUNDFOS Pumps (Taiwan) Ltd.
7 Floor, 219 Min-Chuan Road
Taichung, Taiwan, R.O.C.
Tel.: +886-4-2305 0868
Fax: +886-4-2305 0878

Thailand
GRUNDFOS (Thailand) Ltd.
92 Chaloom Phrakiat Rama 9 Road
Dokmai, Pravej, Bangkok 10250
Tel.: +886-4-2305 8999
Fax: +66-2-725 8998

Turkey
GRUNDFOS POMPA San. ve Tic. Ltd. Sti.
Gebze Organize Sanayi Bölgesi
Ihsan dede Caddesi
2. yol 200. Sokak No. 204
41490 Gebze/ Kocaeli
Tel.: +90 - 262-679 7979
Fax: +90 - 262-679 7905
E-mail: satic@grundfos.com

Ukraine
ТОВ "ГРУНДФОС УКРАЇНА"
Бізнес Центр Європа
Столичне шосе, 103
м. Київ, 03131, Україна
Tel.: (+38 044) 237 04 00
Fax: (+38 044) 237 04 01
E-mail: ukraine@grundfos.com

United Arab Emirates
GRUNDFOS Gulf Distribution
P.O. Box 16768
Jebel Ali Free Zone, Dubai
Tel.: +971 4 8815 166
Fax: +971 4 8815 136

United Kingdom
GRUNDFOS Pumps Ltd.
Grovebury Road
Leighton Buzzard/Beds. LU7 4TL
Tel.: +44-1525-850000
Fax: +44-1525-850011

U.S.A.
Global Headquarters for WU
856 Koomey Road
Brookshire, Texas 77423 USA
Phone: +1-630-236-5500

Uzbekistan
Grundfos Tashkent, Uzbekistan
The Representative Office of Grundfos
Kazakhstan in Uzbekistan
38a, Oybek street, Tashkent
Tel.: (+998) 71 150 3290 / 71 150 3291
Fax: (+998) 71 150 3292

